PLATE NO. 1

AOR 3

BOOKLET OF GENERAL PLANS

BUSHIPS NO. AOR-845-2522022

SELECTED RECORD PLAN

TITLE AND NUMBER OF PLATES

TITLE	PLATE NO.
COVER & TITLE	1
GENERAL DIMENSIONS & DATA	2
OUTBOARD PROFILE	3
INBOARD PROFILE	4
03 LEVEL & ABOVE	5
02 LEVEL	6
01 LEVEL	7
MAIN DECK	8
2ND DECK	9
1ST PLATFORM	10
2ND PLATFORM	11
3RD PLATFORM	12
HOLD	13
MIDSHIP SECTIONS & TYPE SECTIONS FORWARD	14
TYPE SECTIONS AFT	15

CORRECTED TO SUIT SHIP		
PLACE	DATE	APPROVED
LONG BEACH NAVAL SHIPYARD	1-14-70	[illegible]
SUPSHIP SF	6-7-74	D. Wagnell
SUPSHIP-SF	[illegible]	D. Wagnell
SUPSHIP-SF/VSE	8-24-84	D. Wagnell

CARGO HANDLING CAPACITIES

STATION	LOCATION (FRAME)	REPLENISHMENT AT SEA SERVICE: AP'S & EN	SURF	STAR	MANILA & SURFACE SERVICE	CONSOLIDATION	FUELING AT SEA SERVICE: FUELING AT SEA	RECEIVING: DFM	RECEIVING: AV GAS	RECEIVING: JP-5	SENDING: DFM	SENDING: AV GAS	SENDING: JP-5
1	40-S	•	•	•	•	•	•	•	•			•	
A-1	34-S							•	•			•	
2	34-P							•	•			•	
3	46-S							•	•		•	•	•
4	40-P	•	•	•	•	•	•						
5	46-P							•	•		•		
6	52-S							•				•	•
7	58-S	•	•	•	•	•	•						
8	52-P							•				•	•
9	64-S							•				•	•
10	58-P	•	•	•	•	•	•						
12	64-P							•				•	•

HEIGHTS ABOVE 35'-0" D.W.L.

MAST	LOCATION	HEIGHT
RADAR	48' AFT FR 33 ℄	130'-8"
AFT MAST	24' AFT FR 52 ℄	107'-6"

CARGO HANDLING CAPACITIES

CAPACITY		LOAD LBS
REPLENISHMENT AT SEA		
SERVICE	HIGHLINE HEAVY	6000
	HIGHLINE LIGHT	3000
	SINGLE BURTONING	3000
	HOUSEFALL	3000

FUELING AT SEA	
DOUBLE HOSE	7" DIAMETER
SINGLE HOSE	7" DIAMETER
SINGLE HOSE	2½" DIAMETER

NOTE:

DISTANCE - HULL TO HULL FAST SYSTEM	
NORMAL	150-200 FT
MAXIMUM	300 FT

HEIGHTS ABOVE 35'-0" D.W.L.

LEVEL	LOCATION	FR	REMARKS	HEIGHT
02	℄	30	TO MLD LINE OF DK PLTG	41'-0"
02		63		39'-6"
03		30		49'-6"
03		80		51'-6"
04 -		30		58'-0"
04		80		59'-0"

SMALL BOATS & FLOATS

NO	SIZE & TYPE	EACH	TOTAL
1	40'-0" UTILITY	150	150
2	26'-0" MOTOR WHALE	22	44
2	26'-0" PERSONNEL	20	40
20	MK6 CONTAINERIZED LIFT BOATS	25	500
1	14'-0" PUNT	1	1
		TOTAL	735

CAPACITY OF BOOMS

BOOM	LOCATION	WORKING LOAD
CARGO	MN DK FR 52 P/S	20,000#

HEIGHTS ABOVE 35'-0" D.W.L.

ROTATING ANTENNA	LOCATION	HEIGHT
SPS-10/SPS-58	℄ RADAR MAST FR 32 1/4	115'-0"
LN-66 RADAR	LN-66 PLAT FR 30	68'-0"

HEIGHTS ABOVE 35'-0" D.W.L.

LIGHT	LOCATION	HEIGHT
FWD MAST HEAD LIGHT	℄ JACKSTAFF	62'-11"
FWD ANCHOR	↓	63'-11"
UPPER TOWING	RADAR MAST	84'-9"
LOWER TOWING	↓	78'-5"
BLINKER	YARDARM P/S	98'-9½"
SIDE	BET FRS 33-34 P/S	46'-10¾"
UNDER WATER TASK LIGHTS	AFT MAST	81'-0"
↓ ↓ ↓ ↓	↓	87'-0"
		93'-0"
AFT MAST HEAD LIGHT		105'-6"
A/C WARNING LIGHT	↓ ↓ ↓	107'-11"
AFT ANCHOR	℄ ENSIGN STAFF	43'-6"
WAKE	TRANSOM	26'-2¼"
STERN P/S	↓	25'-7⅝"
UPPER NOB & BREAKDOWN LTS	FWD MAST	129'-0"
TASK LIGHT	↓ ↓ ↓	122'-3"
LOWER NOB & BREAKDOWN LTS	↓ ↓	113'-9"

ELEVATED PLATFORMS	LOCATION	HEIGHT
RADAR MAST	BET FRS 32-33	66'-6"
↓	BET FRS 32-33	109'-0"
TOP OF TRUSS	24' AFT FR 46	63'-6"
	FR 52	
	FR 65	
ANTENNA	FR 67 ℄	63'-6"
NSSMS DIRECTOR	FR 73 P	81'-6"
↓	FR 73 S	81'-6"

GENERAL DIMENSIONS

LENGTH, BETWEEN PERPENDICULARS	640'-0"
LENGTH, OVERALL	657'-0½"
BREADTH, EXTREME	96'-0¾"
DRAFT, ABOVE BOTTOM OF KEEL CORRESPONDING TO FULL LOAD DISPLACEMENT	33'-3⅜"
DRAFT, ABOVE LOWEST PROJECTION BELOW KEEL CORRESPONDING TO FULL LOAD DISPLACEMENT	33'-3⅜"

BERTHING ACCOMMODATIONS

PERSONNEL	BEDS	BERTH TRANSOMS	BERTHS
OFFICERS	3	5	26
CPO			22
CREW			431
TOTAL 390	3	5	479

HOSPITAL BERTHING ACCOMMODATIONS

6 - HOSPITAL BEDS 1 - SURGICAL BED

LOCKERS

CPO BLUE UNIFORMS

TYPE E (13 OVERCOATS)	3	
F (9 OVERCOATS)	1	
G (26 COATS)	3	

CREW

TYPE B-1		15
B-2		17
C		34
PEACOAT		
TYPE L (34 COATS)		7
K (16 COATS)		10
CLEANING GEAR		13

PLATE NO. 2

GENERAL DIMENSIONS & DATA

BUSHIPS NO. AOR-845-2522022

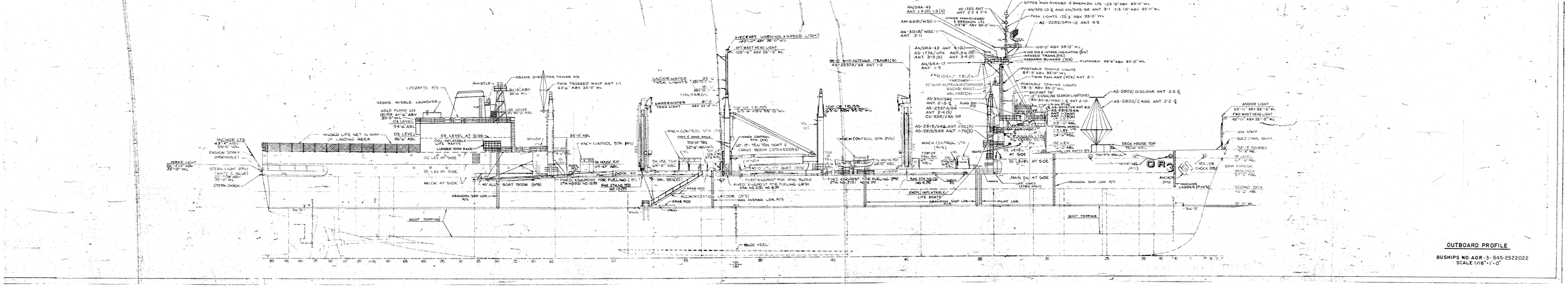

OUTBOARD PROFILE

BUSHIPS NO. AOR-3-845-2522022
SCALE 1/16"=1'-0"

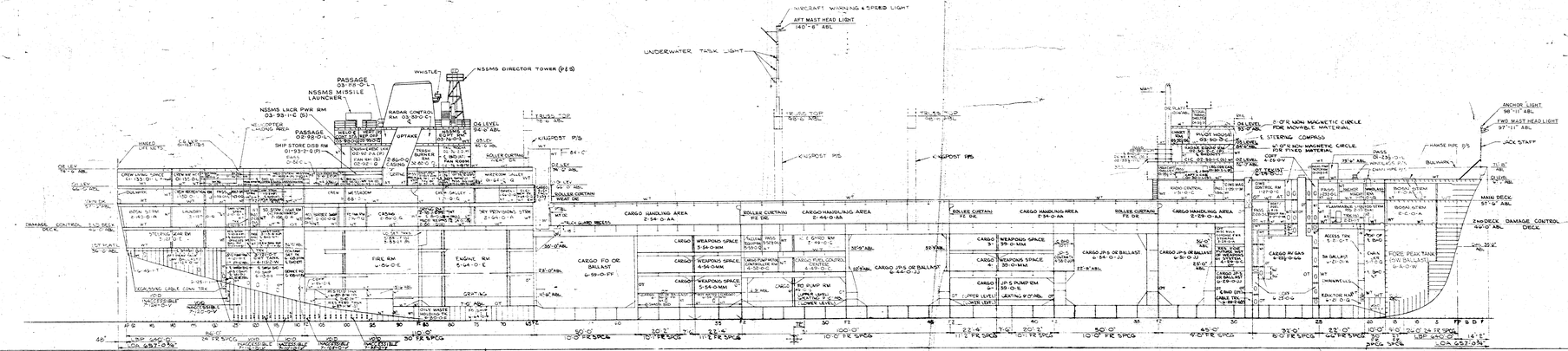

INBOARD PROFILE

BUSHIPS NO. AOR-3-845-2522022
SCALE 1/16"=1'-0"

PLATE NO. 5

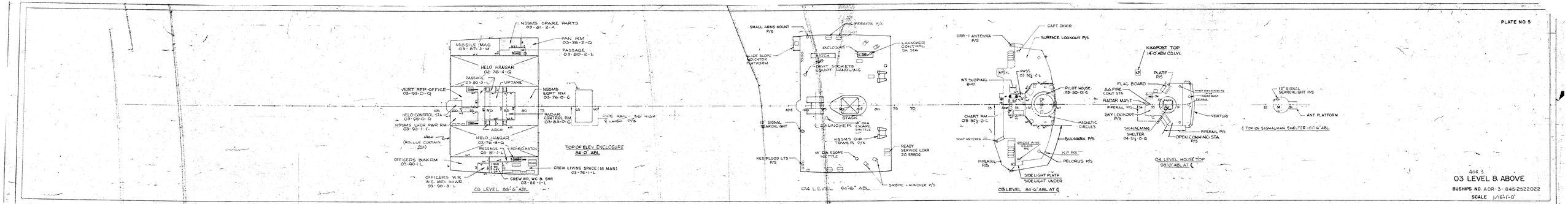

AOR 3

03 LEVEL & ABOVE

BUSHIPS NO. AOR-3-845-2522022

SCALE 1/16"=1'-0"

PLATE NO. 6



02 LEVEL

BUSHIPS NO. AOR-3-845-2522022

SCALE 1/16"-1'-0"

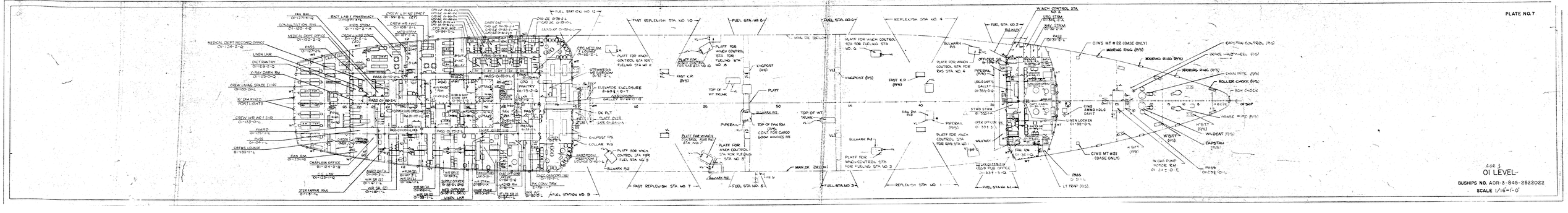
PLATE NO.7
AOR 3
01 LEVEL
BUSHIPS NO. AOR-3-845-2522022
SCALE 1/16"=1'-0"
MEDICAL DEPT RECORD OFFICE 01-124-2-Q
LINEN LKR
DIET PANTRY 01-128-2-Q
X-RAY DARK RM 01-125-2-Q
CREW LIVING SPACE (110) 01-133-0-L
SC CRA FOXED PORT LIGHTS
CREW WR MC & SHR 01-133-0-L
SOUND 01-133-1-L
CREWS LOUNGE 01-133-1-L
FAN RM 01-133-1-L
CHAPLAIN OFFICE 01-124-3-Q
STOR CARPNTR RM 01-113-1-L
FAN RM 01-127-4-Q
CONSULTATION RM 01-120-4-Q
MEDICAL DEPT OFFICE 01-120-2-Q
PASS 01-120-2-L
FACT LAB & PHARMACY 01-119-2-L
CREW LIVING SPACE 01-119-2-L
MESS STEWS 01-120-2-P-A
CREW MESS (250) 01-120-2-L
CREW WR MC 01-120-2-L
CREW WR MC 01-119-2-L
CREW MESS RM 01-120-2-L
CREW LKR 01-119-2-L
CREW WR MC 01-119-2-L
CREW WR MC 01-119-2-L
CREW WR MC

PLATE NO. 8

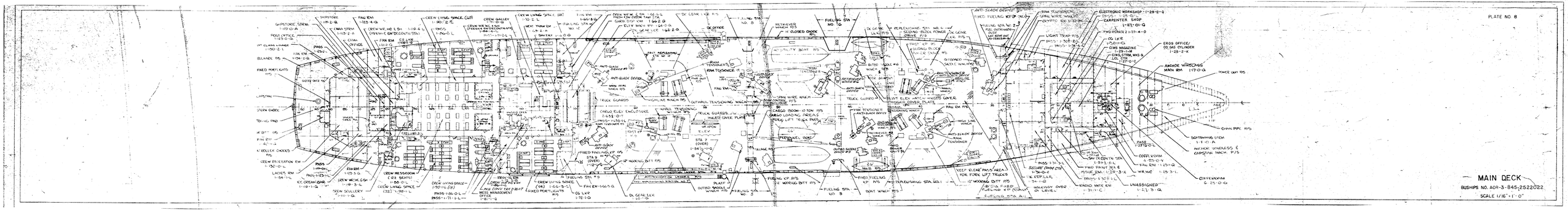
SHIPSTORE STRM. 1-19-0-A
SHIPSTORE 1-19-2-G
FAN RM 1-23-4-G
C MAIN STRM 1-13-2-A
CREW WR. NO. 1 SH 1-19-4-L
POST OFFICE 1-13-0-G
CLINIC OFFICE
1ST CLASS LOUNGE 1-15-0-2-L
FAN RM 1-14-2-G
BILLIARDS P/S
FIXED PORT KATS P/S
CAPSTAN
STEEN CHOCK
TOWING PAD
AFT BITT P/S
FAIR LEAD 60 T. L.
ROLLER CHOCKS P/S
CREW RECREATION RM 1-15-0-G
LADIES RM 1-14-1-G
PASS 1-14-2-G
FAN RM 1-13-3-G
ICE CREAM BAR 1-19-1-G
CREW SCULLERY 1-11-1-G
CREW WORK CSH 1-18-3-L
CREW MESSROOM (122 SEATS) 1-18-0-L
CREW LIVING SPACE (122) 1-19-1-L
PASS 1-13-1-G
CREW LIVING SPACE (60) 1-20-2-E
PASS 1-19-0-L
CREW WR. NO. 1 SH (FRAMING & SHIP DECOUTH STA.)
CREW LIVING SPACE (60) 1-19-4-L
CREW GALLEY 1-21-0-G
CREW WR. NO. 1 SH (FRAMING & INSTRUCTIONS) 1-18-4-L
PASS 1-21-2-L
PASS 1-18-0-L
PASS 1-17-1-L
CREW LIVING SPACE (60) 1-10-2-L
MEAT TRUNK RM 1-9-2-E
BAKERY 1-10-0-G
FAN RM 1-14-2-G
CREW LIVING SPACE (60) 1-66-3-S
FIXED PORT LIGHTS P/S
FUELING STA NO. 9
FAN RM 1-66-3-G
DC GENE. ELEC. 1-72-1-G
DC GENE. ELEC. 1-72-2-G
FIXED FUELING KP P/S
STA 8 (OVER) 1-72-4-G
12" MOORING BITT P/S
PLATE
OUTBOARD SADDLE WINCH P/S
FUELING STA NO. 3
FUELING STA NO. 5
FUELING STA NO. 7
FIXED FUELING KP P/S
12" MOORING BITT P/S
FUELING STA NO. 9
DC GENE. ELEC. 1-72-3-G
DC OFFICE
FAN RM 1-66-2-G
CREW LIVING SPACE (60) 1-66-2-G
CREW DISP. RM 1-66-2-G
ELTV MACH RM 1-66-0-G
DC GENE. ELEC. 1-66-2-G
FUELING STA NO. 8
ANTI-SLACK DEVICE
ANTI-SLACK DEVICE
SMALL WIRE WINCH P/S
FAN RM
HIGHLINE WINCH P/S
TRUCK GUARDS
CARGO ELEV. ENCLOSURE 1-63-2-T
PASS 1-63-4-L
FAN TENSIONER
HAULING TENSIONING WINCH P/S
TRUCK GUARDS
ELEV.
STA 7 (OVER) 1-54-5-1-G
FIXED FUELING KP P/S
STA 8 (OVER) 1-12-4-G
12" MOORING BITT P/S
FUELING KP P/S
12" MOORING BITT P/S
FUELING STA NO. 3
FUELING STA NO. 5
FUELING STA NO. 7
FUELING STA NO. 9
FUELING STA. NO. 1
FUELING STA. NO. 3
FUELING STA. NO. 5
FUELING STA. NO. 7
FUELING STA. NO. 9
FUELING STA. NO. 11
ANTI-SLACK DEVICE
FIXED FUELING KP P/S
FUELING STA NO. 2
FUEL OUTBOARDS OUT
DC GENE. ELEC. 1-19-5-G
FAN TENSIONER
SPAR WIRE WINCH P/S
CRYPTO RM 1-13-3-G
LIGHT TRAP P/S
PASS 1-20-2-L
PASS 1-19-4-L
ELECTRONIC WORKSHOP 1-28-2-G
PASS 1-25-G
CARPENTER SHOP 1-27-01-G
TWO HONITE 2 1-27-4-0
CG 14" K
1-30-1-G
GUNS MAGAZINE 1-29-1-M
CHG. STRM. WKS. & LGL. 1-27-0-G
EROS OFFICE/ CO. GAS CYLINDER 1-25-2-K
ANCHOR WINDLASS MACH RM 1-17-0-G
POWER UNIT P/S
CHAIN PIPE P/S
BOWTWINING STEM 1-1-0-A
ANCHOR WINDLASS & CAPSTAN MACH. P/S
CENTERWARM 6 25-0-G
COFFI. WARM 6 25-0-V
FAN RM 1-25-0-G
W.R.WC 1-15-3-L
UNASSIGNED 1-21-3-G
PASS 1-25-0-G
SW. PR. CONTN. STA 1-29-1-E-L
FAN RM 1-29-1-G
PASS 1-31-3-L
SECURITY CHAIN LOCK 1-34-0-E
FIXED FUEL NO. 6 MISUE. ELM. 1-29-3-K
PASS 1-32-1-L
K. STEELER 34-1-G
FIXED WATE KM 1-31-1-C
HALLWAY OVER D LEVEL
KEEP CLEAR PASS AREA FOR FORK LIFT TRUCKS
12" MOORING BITT P/S
FIXED FUEL KP P/S
FUELING STA. A-1
BOAT WINCH P/S
OUTBOARD SADDLE WINCH P/S
PERSONNEL BOAT
CARGO LOADING AREA 5
FORK LIFT TRUCK PARK
CARGO ROOM 40 TON P/S
SMALL WIRE WINCH P/S
FAN TENSIONER
ANTI-SLACK DEVICE
FAN TENSIONER
HIGH LINE WINCH
ANTI-SLACK DEVICE
FAN RM P/S
SLANT ELEV. HATCH WINDLASS COVER
HINGED COVER PLATE
TRUCK GUARDS
FAN TENSIONER
ANTI-SLACK DEVICE
FIXED FUELING KP P/S
12" MOORING BITT P/S
DC GENE. ELEC. 1-66-2-G
FUELING STA NO. 2
FUEL OUTBOARDS OUT
DC GENE. ELEC. 1-66-2-G
FUELING STA NO. 4
SECOND BLOCK POWER DRIVE P/S
PASS 1-66-2-L
SECOND BLOCK POWER DRIVE P/S
DC GENE. ELEC. 1-66-2-G
OUTBOARD WINCH P/S
ANTI-SLACK DEVICE
FAN TENSIONER
FAN RM
FIXED FUELING KP P/S
12" MOORING BITT P/S
FUELING STA NO. 1
FUELING STA NO. 3
FUELING STA NO. 5
FUELING STA NO. 7
FUELING STA NO. 9
FUELING STA NO. 11
FUELING STA NO. 13
FUELING STA NO. 15
FUELING STA NO. 17
FUELING STA NO. 19
FUELING STA NO.

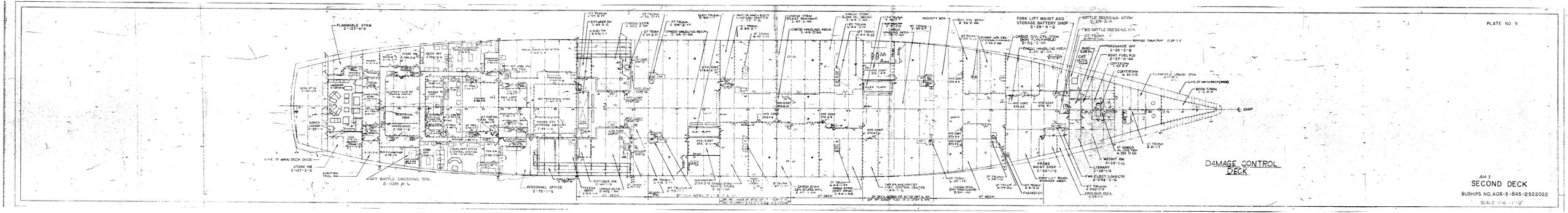
PLATE NO. 9
DAMAGE CONTROL DECK
AOR 3
SECOND DECK
BUSHIPS NO. AOR-3-845-2522022
SCALE 1/16" = 1'-0"
FLAMMABLE STRM 2-127-4-W
STORE RM 2-127-3-Q
LINE OF MAIN DECK OVER
ELECTRIC TOOL RM
AFT BATTLE DRESSING STA. 2-108 P.L.
PERSONNEL OFFICE 2-75-11-Q
CARGO HANDLING AREA 2-54-5-TWL
CARGO HANDLING AREA 2-4-6-STBD
CARGO HANDLING AREA 2-4-6-STBD
FORK LIFT MAINT AND STORAGE BATTERY SHOP 2-29-4-Q
CARGO HANDLING AREA 2-31-2-AA
BATTLE DRESSING STRM 2-29-2-A
TWO BATTLE DRESSING STA
ORDNANCE OFF 2-25-2-Q
BOAT FUEL RIG 2-27-0-AA
COFFERDAM
FLAMMABLE LIQUID STRM
LINE OF MAIN DECK OVERHEAD
BOSN STRM
SHIP
PROBE MAINT SHOP 2-30-11-Q
LIBRARY 2-28-11-A
FWD ELECT CONVCTR 2-29-3-Q
WEIGHT RM 2-25-11-L
AMID SHIP REF 2-29-11-A
OT DECK
OT DECK

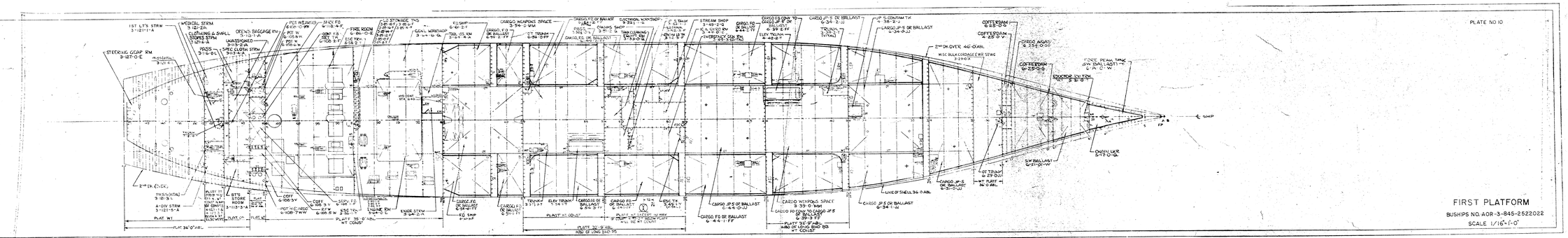
PLATE NO 10
FIRST PLATFORM
BUSHIPS NO. AOR-3-845-2522022
SCALE 1/16"-1'-0"
STEERING GEAR RM
1ST LT'S STRM
MEDICAL STRM
CLOTHING & SMALL STORES STRM
PASS
OPEN BAGGAGE RM
UNASSIGNED
SPC CLOTH STRM
PCT WEAPONS
SHCO FD
FIRE ROOM
GENL WORKSHOP
TOOL STS RM
FO SHIP
CARGO WEAPONS SPACE
CARGO FO OR BALLAST
CT TRUNK
ELEVATOR MAN SHOP
CRANE SHOP
TRAN CLEANING
STREAM SHOP
CARGO FO OR BALLAST
CARGO JP-5 OR BALLAST
JP-5 CONTAM TK
COFFERDAM
CARGO AGAST
2ND DK OVER 4&5 CARL
MISC BULK CORDAGE & WR STWG
FORE PEAK TANK (SW BALLAST)
CHAIN LKR
SW BALLAST
CT TRUNK
WT PLATE
LINE OF SHELL 36.0 ABL
CARGO JP-5 OR BALLAST
CARGO WEAPONS SPACE
CARGO FO CONV TO CARGO JP-5
CARGO FO OR BALLAST
CARGO JP-5 OR BALLAST
CARGO FO OR BALLAST
ELEV TRUNK
TRUNK
ENGINE STRM
ENGINE RM
FO SHIP
PASS (VITAL)
A-DIV STRM
PLATE NO 1
PLATE 36'-0" ABL
PLATE 38'-0" ABL WT CONST
PLATE 44'-0" ABL
PLATE 52'-9" ABL
ABZ OF LONG BHD 195
PLATE 32'-9" ABL
ABZ OF LONG BHD 105
WT CONST
℄ SHIP
FP

PLATE NO. II

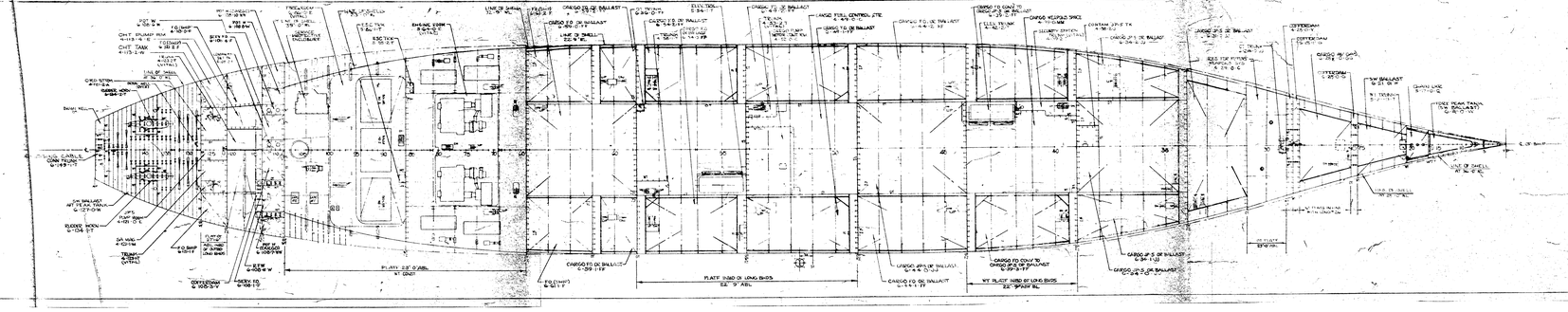

Aor 3

2ND PLATFORM

BUSHIPS NO. AOR-3-645-2522022

SCALE 1/16"=1'-0"

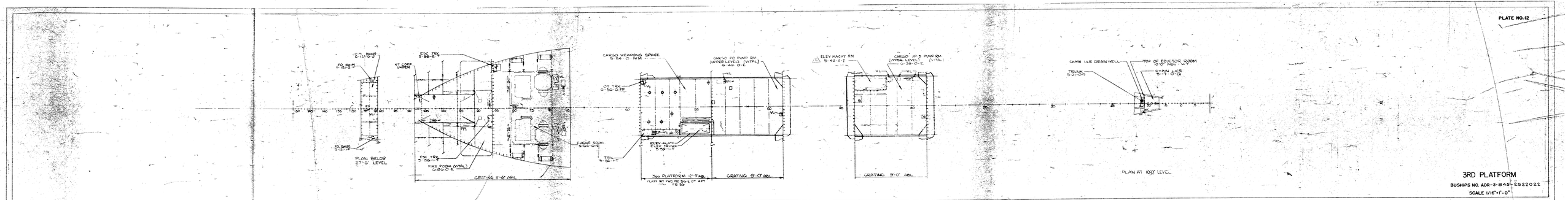
PLATE NO. 12
PLAN BELOW 27'-0" LEVEL
GRATING 11'-6" ABL
3RD PLATFORM 12'-9" ABL
GRATING 9'-0" ABL
GRATING 9'-0" ABL
PLAN AT 100' LEVEL
CARGO WEAPONS SPACE
CARGO FO PUMP RM (UPPER LEVEL) (VITAL)
ELEV MACHT RM
CARGO JP-5 PUMP RM (UPPER LEVEL)
CHAIN LER DRAIN WELL
TOP OF EDUCTOR ROOM
TRUNK
ENGINE ROOM
FWD ROOM (VITAL)
3RD PLATFORM
BUSHIPS NO. AOR-3-845-2522022
SCALE 1/16"=1'-0"

PLATE NO. 13

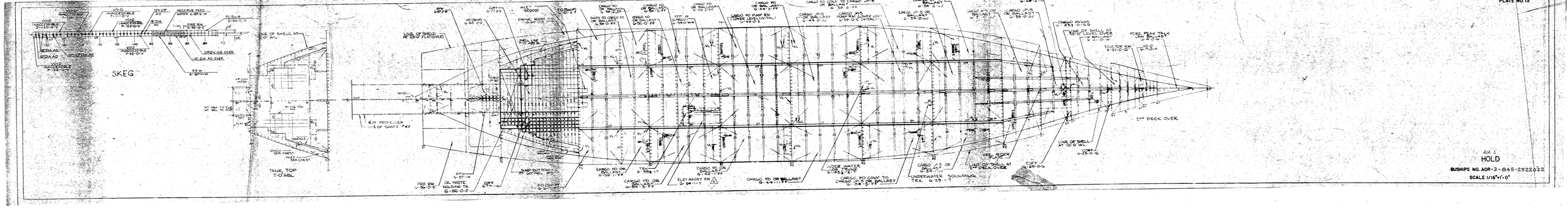
SKEG
VOID INACCESSIBLE
RESERVE FEED WATER
OPENING OVER
LINE OF SHELL AT 10'0" WL
TANK TOP T-O.WBL
SEA CHEST
LINE OF SHELL AT 10'0" WL
LINE OF SHELL AT 10'0" WL (PLATFORM)
SKEG
℄ OF PROPELLER
℄ OF SHAFT P&S
FIRE RM
OIL WASTE HOLDING TK.
CARGO TO OR BALLAST
ELEV MACHY RM
CARGO TO OR BALLAST
CARGO TO OR BALLAST
CARGO TO OR BALLAST

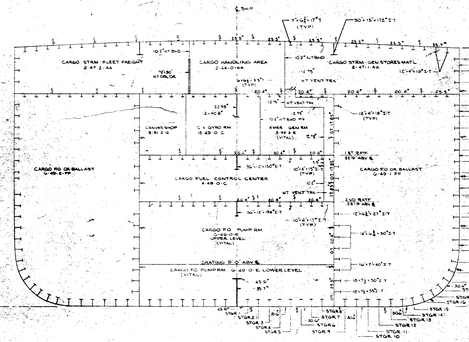

MIDSHIP SECTION-72' AFT FR 51
LKG FWD

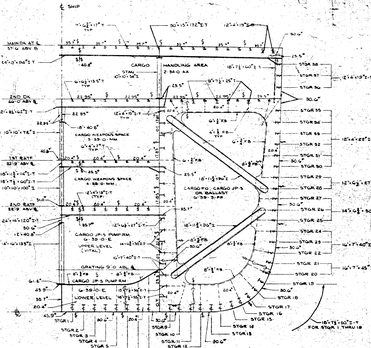

FR 42
LKG FWD

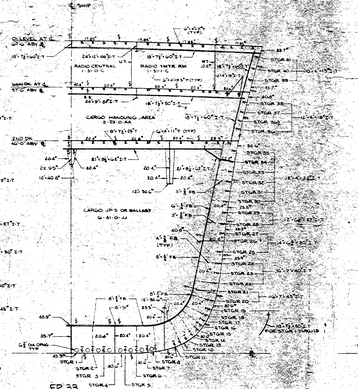

FR 33
LKG FWD

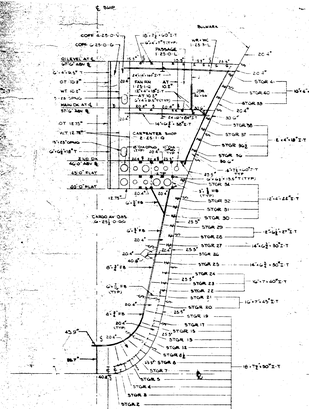

FR 26
LKG FWD

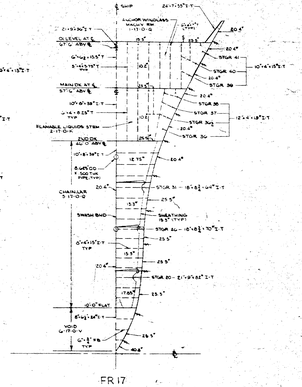

FR 17
LKG FWD

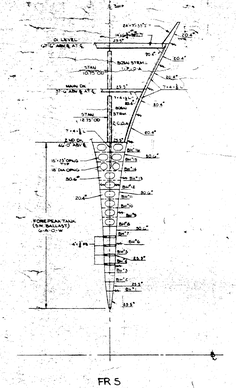

FR 5
LKG FWD

MIDSHIP &
TYPE SECTIONS FWD

BUSHIPS NO. AOR 3-845-2522022

SCALE 1/8"=1'-0

PLATE NO. 15

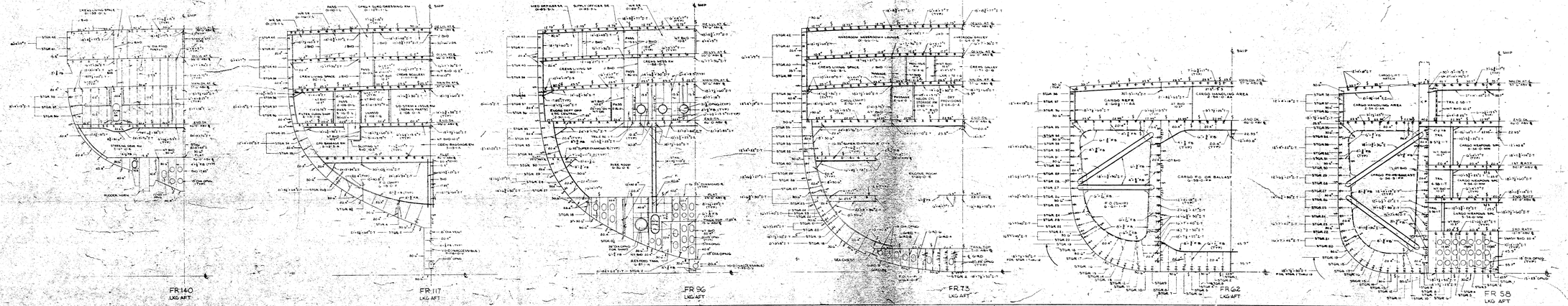

AOR 3

TYPE SECTIONS AFT

BUSHIPS NO. AOR-3-845-2522022

SCALE 1/8" = 1'-0"