LTR	ITEM	DESCRIPTION	DATE	DRAWN	CHKD	APPD
A	1	PLAN DEVELOPED FROM SUSHIPS DWG. AGOR 5-800-2 DTRS 52 (REV 1)	[illegible]	[illegible]	[illegible]	[illegible]
B	1	REVISED TO SUIT DEVELOPMENT	[illegible]	[illegible]	[illegible]	[illegible]

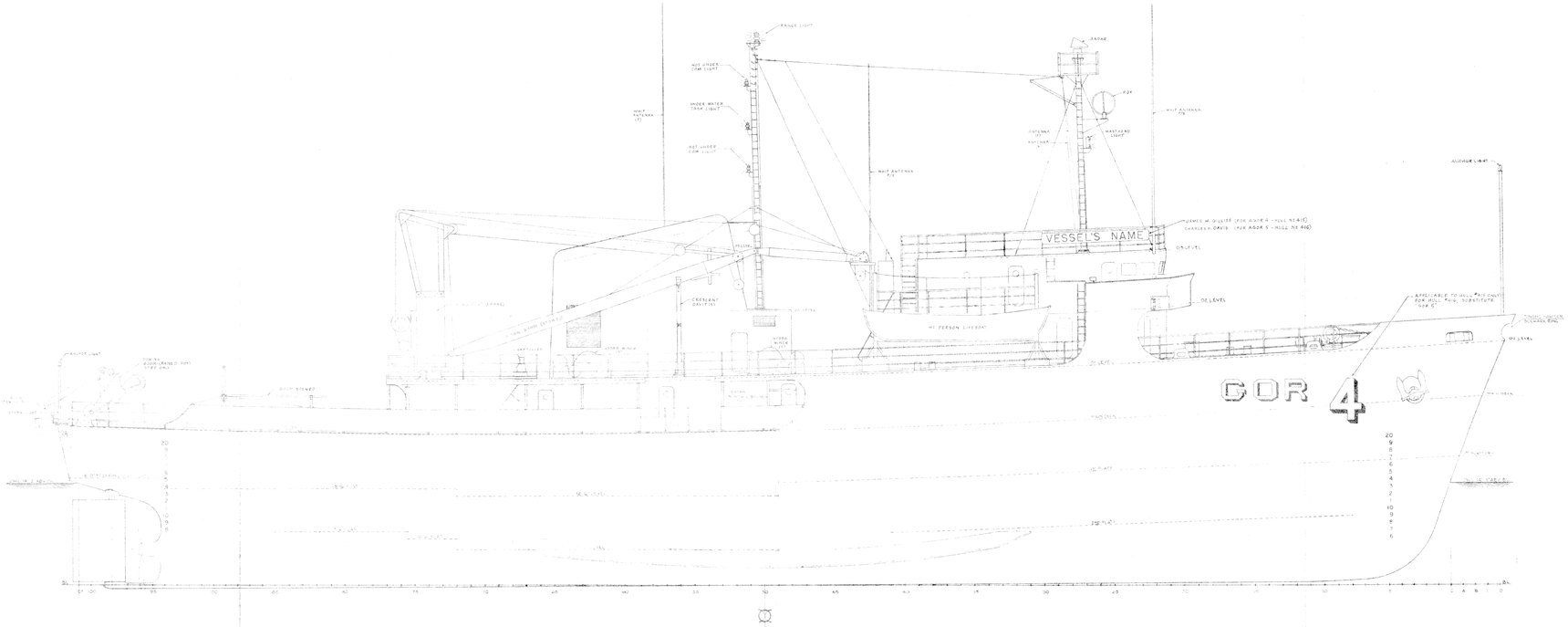
RANGE LIGHT
MAST
MAST ANTENNA (7)
NOT UNDER COM LIGHT
UNDER WATER TRAN LIGHT
NOT UNDER COM LIGHT
MAST ANTENNA F/3
RADAR
FOG
MAST ANTENNA F/3
ANTENNA (2)
ANTENNA (2)
MASTHEAD LIGHT
ANCHOR LIGHT
JAMES M. GILLISS (FOR AGOR 4 - HULL NE 416)
CHARLES H. DAVIS (FOR AGOR 5 - HULL NE 416)
VESSEL'S NAME
DE LEVEL
CRESENT DAVITS (2)
HYDRO WINCH
LAB FLOOR
LEAD WINCH
40 PERSON LIFEBOAT
DE LEVEL
APPLICABLE TO HULL NE 416 ONLY FOR HULL NE 416, SUBSTITUTE "AGOR 5"
DE LEVEL
DE LEVEL
AGOR 4
DWL
DWL
DWL

GENERAL NOTES

1. ALL DIMENSIONS, GRADES, HEATING SURFACES & ANGLES ARE GIVEN ON THE STEEL PLATE.
2. ALL DIMENSIONS & LOCATIONS INDICATED ARE FROM THE TOP OF THE STEEL PLATE.
3. STEAM PRESSURE VARIANT OF DUCT LINE OPERATION IS 5 W. UNDER THE SUPPLIED DATA.
4. CIRCLE DENOTES VARIANTS, & CIRCLE DENOTES A MAINTENANCE SYSTEM TO BE DESIGNED.

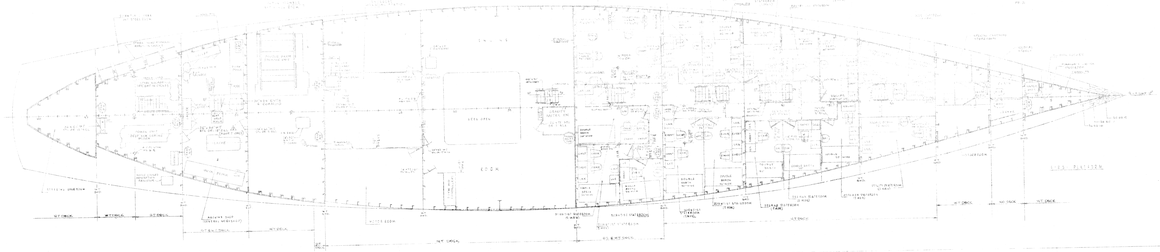

ABBREVIATIONS

ACC	ACCESS
A.C.	ACCESS COVER
A.P.	ACCESS PLATE/PANEL
A.H.	ACCESS HOLE
ADD	ADDITIONAL
ADJ.	ADJUSTABLE
A	ADJUSTABLE
AD	ADJUSTABLE
ADJ. TO	ADJUSTED TO
ADJ. TO SEAT	ADJUSTED TO SEAT LEVEL
AFT	AFTERWARDS
A.F.	AFTER FITTING
A.F. TO	AFTER FITTING TO
A.F. TO STD.	AFTER FITTING TO STANDARD
AL	ALUMINIUM
AN	ANGLE
AN.	ANNULAR
A.P.	ANNULAR PLATE/PANEL
AP	APPROX.
A	AREA
AR	AREA
A	AUTO.
A.W.S.	AUTO. WELD SPEC.
AV	AVOIDED
AVOID	AVOIDANCE
B.F.	BAFFLE
B.P.	BAFFLE
B.H.C.	BAFFLE HOLE
BEAL	BALANCE
B.P.	BALANCE PIPE
B.T.	BALANCE TUBE
B	BOLT
B.CHAIN	BOLT CHAIN
B	BOSS
B.S.	BOSS
B.P.	BOSS PLATE
BOSS	BOSS
BOSS	BOSS
BOSS	BOSS
B.W.	BOSS WELDED
B.W.	BOSS WELDED
B.P.	BOSS PLATE
BOSS	BOSS
BOSS	BOSS
BOSS	BOSS

GENERAL NOTES

1. ALL DIMENSIONS, GRADES, HEATING SURFACES & ANGLES ARE GIVEN ON THE STEEL PLATE.
2. ALL DIMENSIONS & LOCATIONS INDICATED ARE FROM THE TOP OF THE STEEL PLATE.
3. STEAM PRESSURE VARIANT OF DUCT LINE OPERATION IS 5 W. UNDER THE SUPPLIED DATA.
4. CIRCLE DENOTES VARIANTS, & CIRCLE DENOTES A MAINTENANCE SYSTEM TO BE DESIGNED.

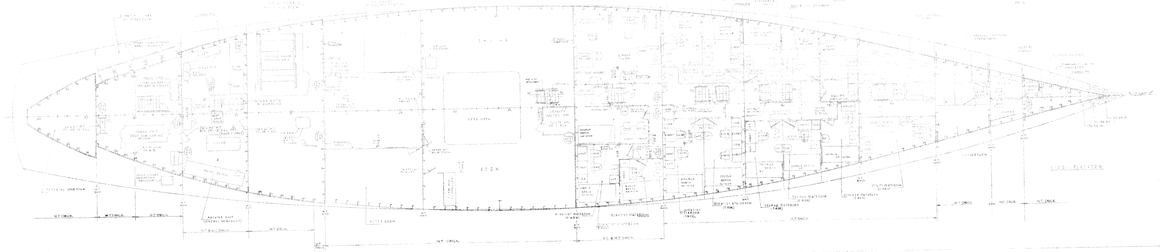

ABBREVIATIONS

ACC	ACCESS
A.C.	ACCESS COVER
A.P.	ACCESS PLATE/PANEL
A.H.	ACCESS HOLE
ADD	ADDITIONAL
ADJ.	ADJUSTABLE
A	ADJUSTABLE
AD	ADJUSTABLE
ADJ. TO	ADJUSTED TO
ADJ. TO SEAT	ADJUSTED TO SEAT LEVEL
AFT	AFTERWARDS
A.F.	AFTER FITTING
A.F. TO	AFTER FITTING TO
A.F. TO STD.	AFTER FITTING TO STANDARD
AL	ALUMINIUM
AN	ANGLE
AN.	ANNULAR
A.P.	ANNULAR PLATE/PANEL
AP	APPROX.
A	AREA
AR	AREA
A	AUTO.
A.W.S.	AUTO. WELD SPEC.
AV	AVOIDED
AVOID	AVOIDANCE
B.F.	BAFFLE
B.P.	BAFFLE
B.H.C.	BAFFLE HOLE
BEAL	BALANCE
B.P.	BALANCE PIPE
B.T.	BALANCE TUBE
B	BOLT
B.CHAIN	BOLT CHAIN
B	BOSS
B.S.	BOSS
B.P.	BOSS PLATE
BOSS	BOSS
BOSS	BOSS
BOSS	BOSS
B.W.	BOSS WELDED
B.W.	BOSS WELDED
B.P.	BOSS PLATE
BOSS	BOSS
BOSS	BOSS
BOSS	BOSS

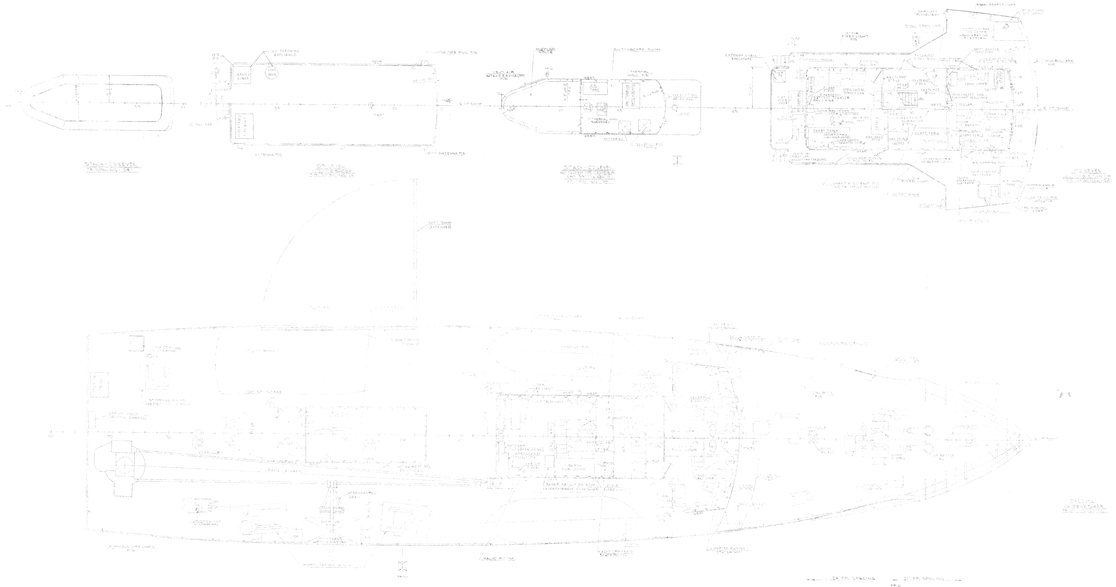

GENERAL NOTES

1. ALL DOORS FOR SCUTTLE, LOCKER, PASSAGE & HATCHES ARE FLUSH OPENING.
2. ALL DOORS FOR ROOMS, OFFICES & LABORATORIES ARE FLUSH OPENING.
3. THE FLOOR LEVEL OF DECK LEAK OPENING IS 2.5' ABOVE THE FINISHED DECK.

ABBREVIATIONS

ABV	ABOVE	LAV	LAVATORY
		LKR	LOCKER
B.L.	BUTT LINE	LGHT	LIGHT
BLKD	BLOCKED, BLOCKING		
		MET	METAL
BL	BELOW	MTD	MOUNTED, MOUNTING
BK	BULKHEAD		
BK	CONTROL CABLE		
CBW	CHALKBOARD	N.S.	NAVY & STANDARD
CL OR L.A.	CAULKING		
CL	CLEAR	NUM SAD	RADIUS
CL	CENTER LINE	RADIUS	RAISED CENTER LAY HINGED HATCH
CTR	CENTER		
CRW	CREWMEN, CL		
		RH	RIGHT HAND
F.L.	FLOT LINE	RH	RIGHT HAND
FL	FLOOR, FLOORING	RDT	REMOVABLE DESK, TYPEWRITER DESK
FR	FRAME	RDT	REMOVABLE
FWD	FORWARD	RTS	RETURN
		RTS	RETURN
FWD	FIRE	RUST	RUSTPROOF
		SDL	SOLDER
HGD	HINGED	SDL	SOLDER
		SDL	SOLDER
		SDL	SOLDER