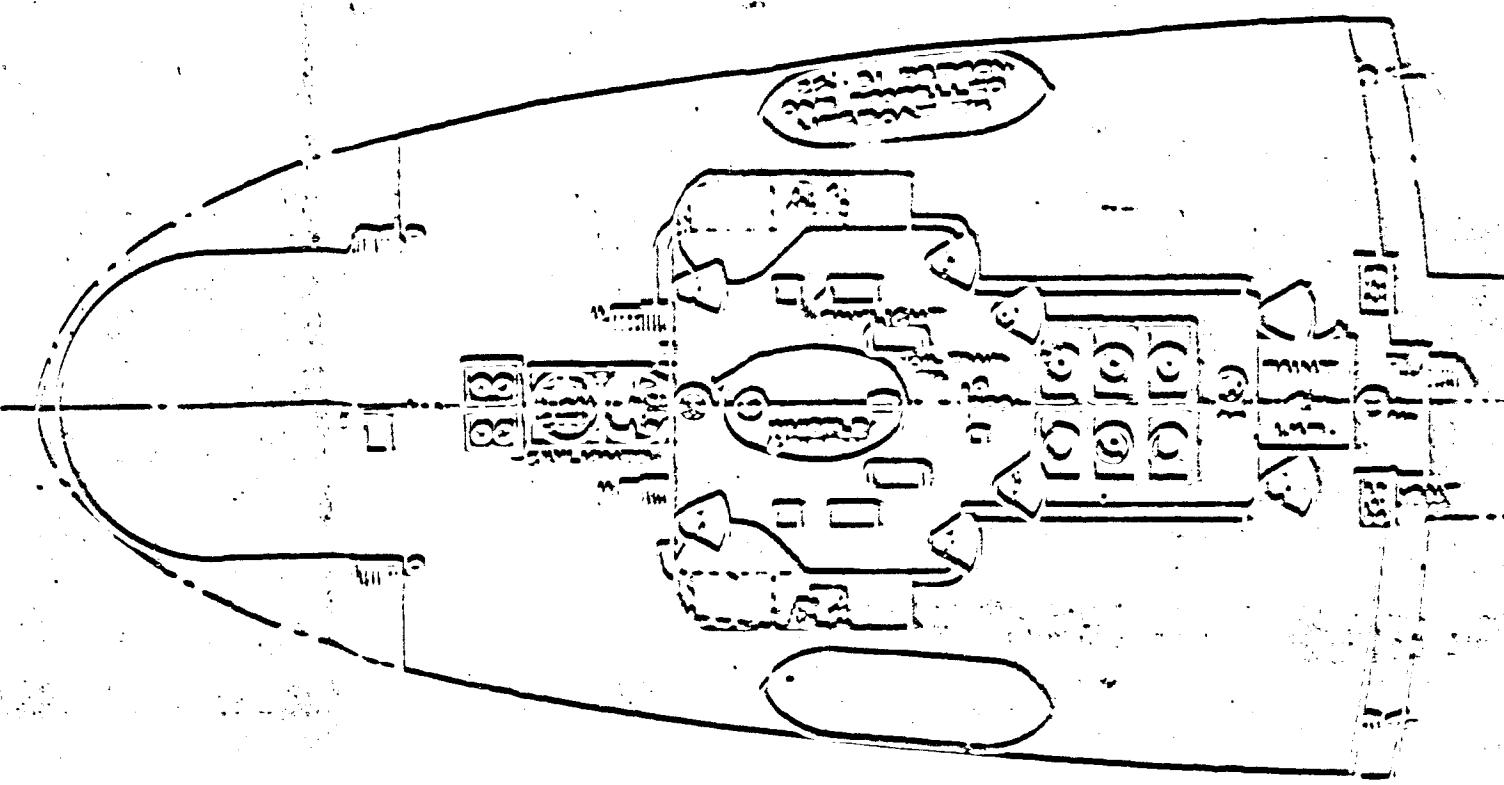
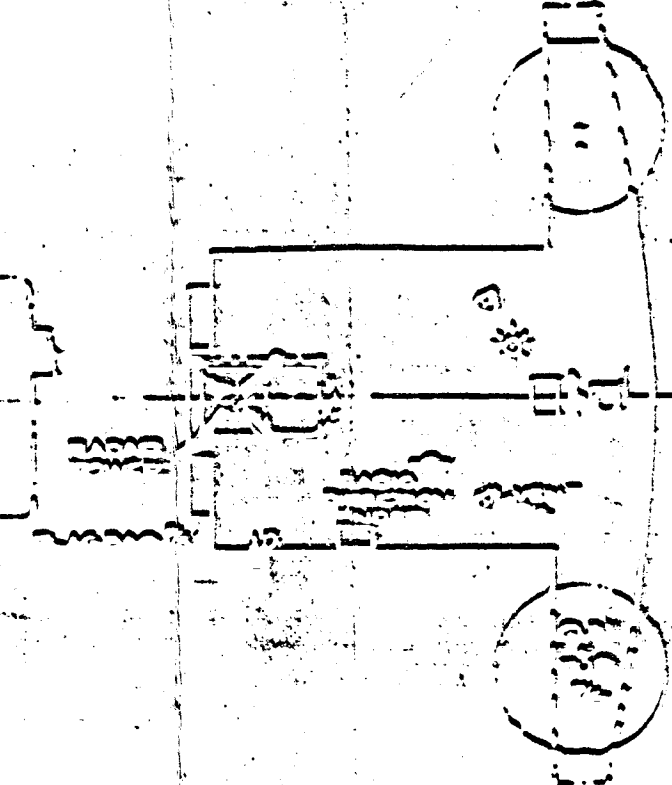


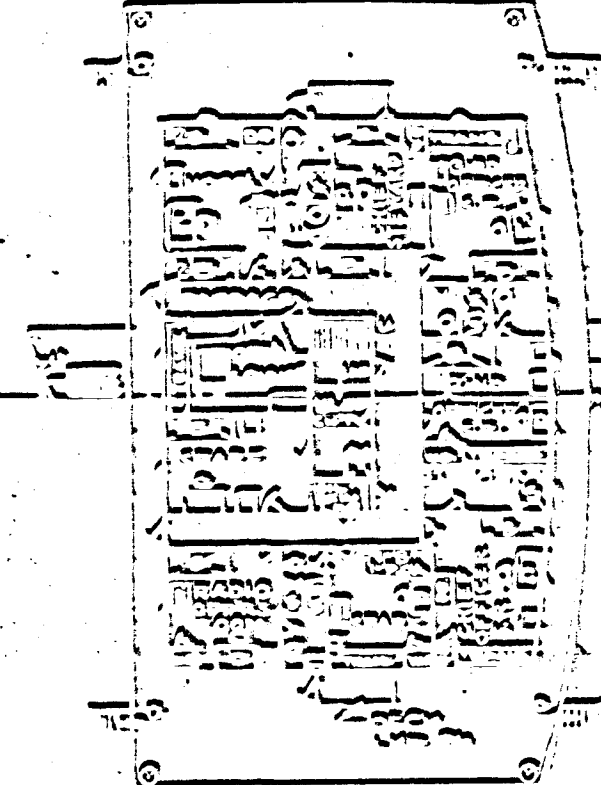
POOP DECK



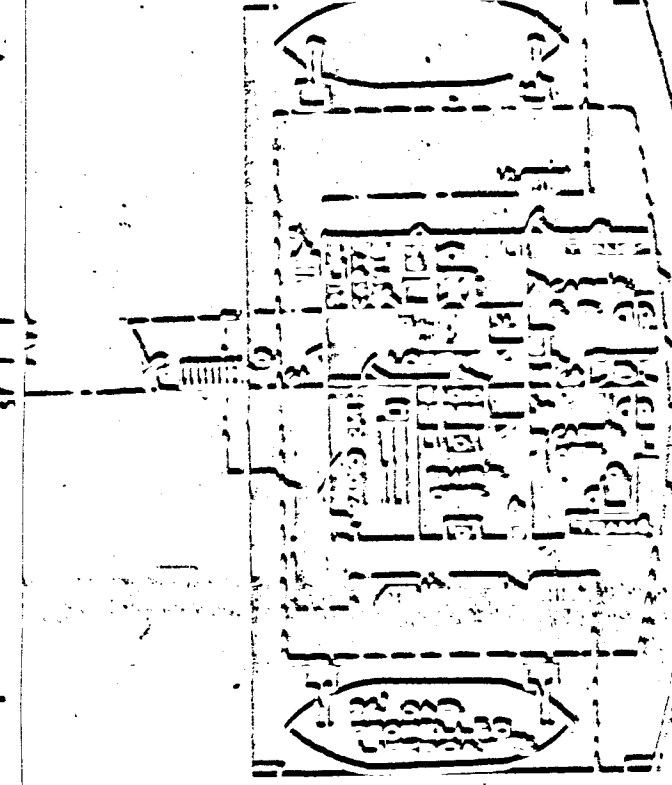
POOP DECK HOUSE TOP



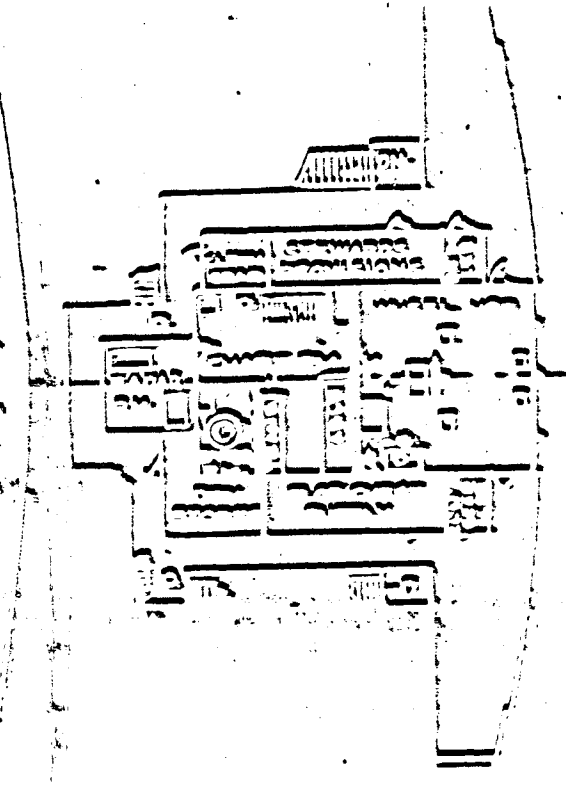
HOUSE TOP



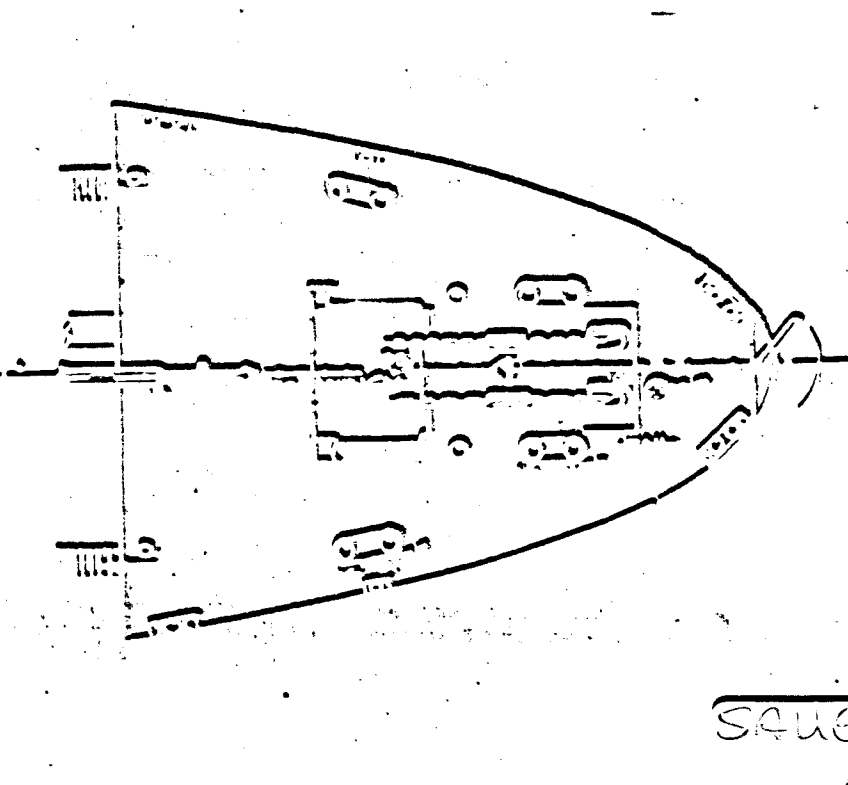
BRIDGE DECK



UPPER BRIDGE DECK



NAVIGATING BRIDGE



FOGLES DECK

SEQUENTUCK  
AO-75 (2)

U.S.S. AC

SCALE 1/4"  
SHEET 4

BUWING NO. AO75-30103-700020

SHEET 1 OF 2

RESTRICTED  
SERIAL NO.  
ACCOUNTABLE

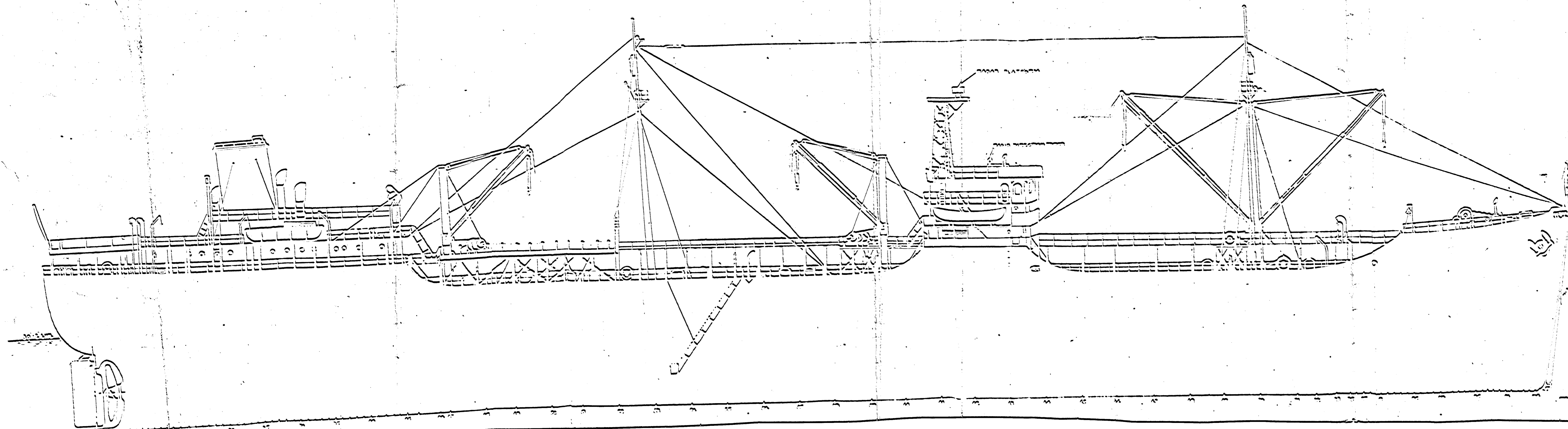
U.S.S. AO-75  
BOOKLET OF GENERAL PLANS

NUMBER AND ORDER OF PLANS
1. COVER AND TITLE SHEET DATA
2. OUTBOARD DECKS
3. MIDDLES DECKS
4. POOP DECK, HOUSE TOP, BRIDGE DECK

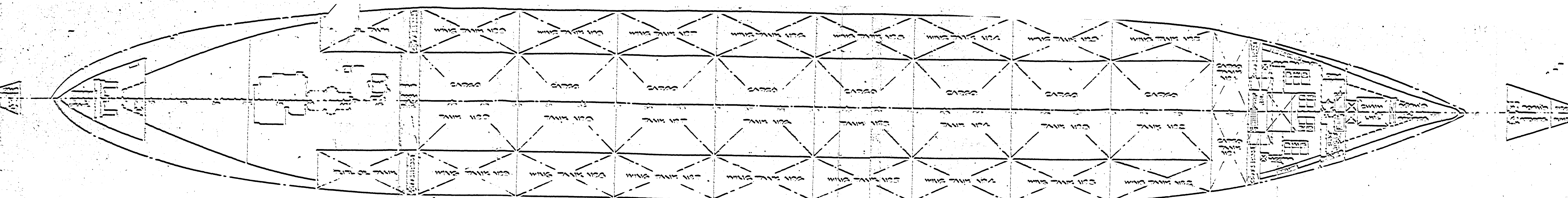
LENGTH OVERALL	335'-0"
LENGTH BETWEEN PERPENDICULARS	305'-0"
BEAM MOLES	30'-0"
BEAM MOLES TO UPPER DECK AT SIDE	33'-0"
DECK LOADS	33'-0"
DISPLACEMENT AT END OF DECK	21,000 TONS
DECK AREA	10,000 SQ FT
DECK MAXIMUM LOADS	10 TONS
GRAVE HOISTING	3,000
FUEL OIL CAPACITY	2,500 GALS
DAILY FUEL OIL CONSUMPTION AT 12 KNOTS	3,000 GALS
ENGINE RATING AT 12 KNOTS	12,000 HP
DECK AREA UNDER DECK MOLES	3,000 SQ FT

BOILER - TARDON 2 MILTON 4000 3000 3000	
PROPULSION - 2 4000 4 4000 4 4000 4 4000	
LENGTH OF MAST	3,000 FT
AREA	
1 POWER PROPULSION	11,010 LBS
1 " " " "	11,010 LBS
1 " " " "	
1 " " " "	
1 " " " "	
AREA	
2 4000 4 4000 4 4000 4 4000	300 TONS

DECK	COMPLEMENT	ENGINE	STEWARDS	
MASTER	1	CHIEF ENGINEER	1	STEWARD
CHIEF OFFICER	1	1ST ASST	1	CHIEF BOY
2ND	1	2ND	1	2ND BOY & PAKER
3RD	1	3RD	1	UTILITY
QUARTERMASTER	1	4TH	1	MESSMAN
BOAT	1	ELECTRICIAN	1	
A-1	1	STEWARD	1	
A-2	1	CHIEF	1	
NAVY	1	CREW	1	
COOK	1		1	
STEWARDS	1		1	
TOTAL	12	TOTAL	12	

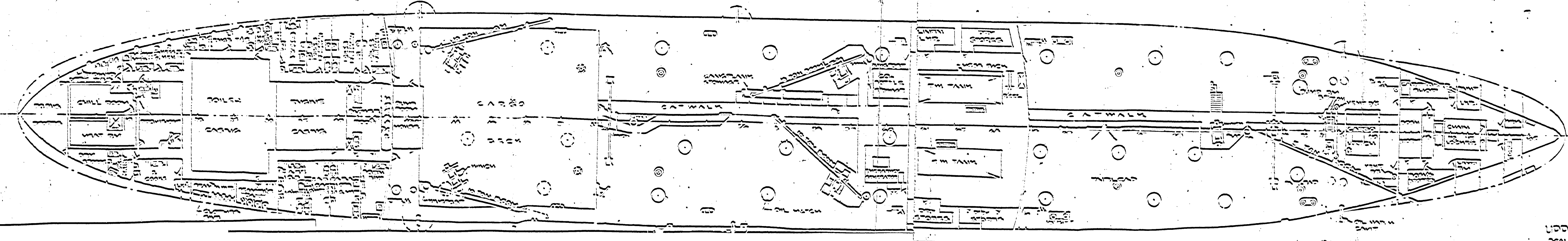


SAUGIRTUCK  
AO-75 (11)  
OUTBOARD PROFILE  
SCALE 1/4" = 1'-0"



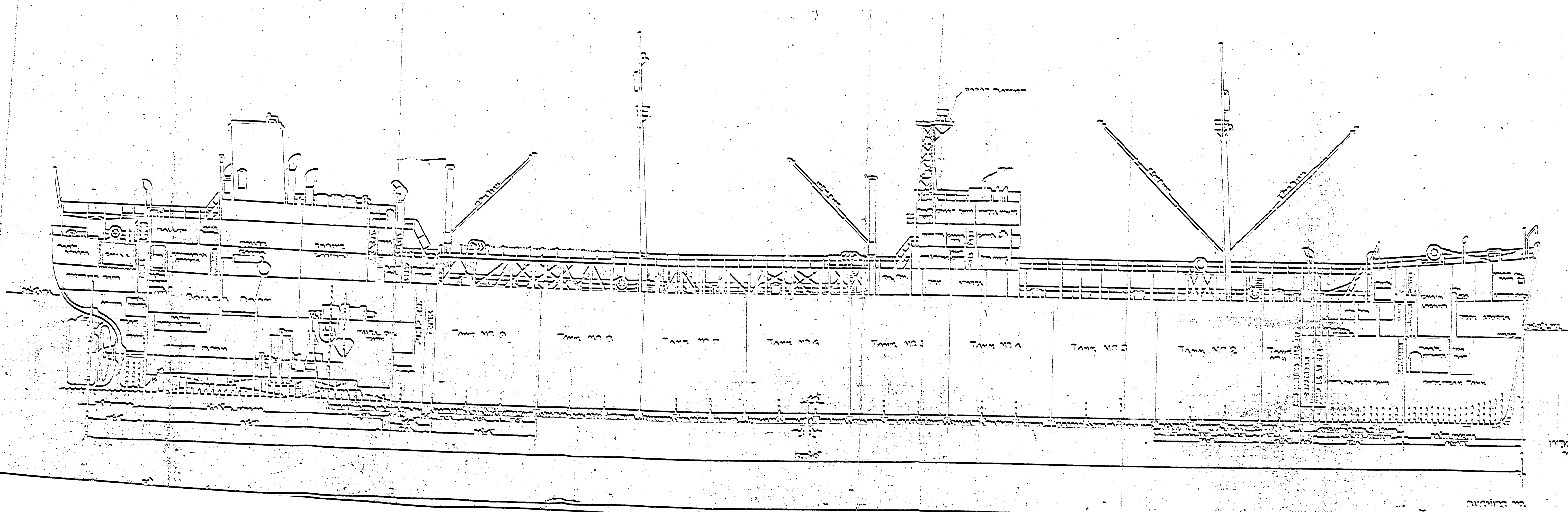
HOLD  
SCALE 1/4" = 1'-0"

ENGINEERING NO. AOTS-60103-30523



UPPER DECK  
SCALE 1/4" = 1'-0"

SAUBERTUCK  
40-75 (3)



MIDSHIP PROFILE  
 SAUGSTUCK  
 40-75(H)  
 1133 10-75  
 SHEET 3074