

OUTBOARD PROFILE
DESIGN CI-ME 2-13a
 SHEET NO. 3 OF 10
 BUREAU OF SHIPS NR TAK 270-1-2-59000-1673520

MA. PLAN NR 46-59-0-4

REV.	ZONE	ITEM	DESCRIPTION	BY	DATE	APPROV.
Δ		12	RAISED 15 HP TOPPING WINCH (APPROX 18" IN ACCORDANCE WITH M.A. CHANGE ORDER NO 10(U) A.B.S. & U.S.C.G. APV'L NOT REQ'D.	R.P.	11/30/57	R.K.F.

REV.	ZONE	ITEM	DESCRIPTION	BY	DATE	APPROV.
Δ		1	REV. Δ REVIEWED BY A.B.S. LTR DTD. 8-5-57		7/20/57	
		2	PROFILE SHEETS 3 & 4 SCALE INCREASED TO 1/8" DIMENSIONS FOR MASTS, LIGHTS, ETC. ADDED TO SHEET 3 EQUIPMENT (A.B.S.) NUMERAL CORRECTED AND CLASSIFICATION CORRECTED ON SHEET 2		7/20/57	
		3	BALE CUBIC CAPACITY ADDED UNDER GENERAL DIMENSIONS & DATA, SHEET 2.		7/20/57	
		4	DECK PLAN ARRANGEMENTS SCALE CHANGED AND PLAN VIEWS REARRANGED.		12-20-57	B.V.S.
		5	MID-SHIP & CROSS SECTIONS REARRANGED AND SCANTLING ADDED AS REQUESTED.		7/20/57	
		6	GENERAL REVISIONS TO ALL SHEETS TO INCORPORATE CHANGES NECESSITATED BY M.A. CHANGE ORDERS TO DATE.		11/7/57	
		7	REV. Δ APPROV. BY M.A. LTR 12-30-57 AS PER ITEMS 1-9 OF REV. 2.			
		8	CHANGED CAPACITIES OF NO. 1 D.B. TANKS, NO. 2 W. TANK PORT & NO. 2 D.B. TANKS ON SHT. 2 TO AGREE WITH CAPACITY PLAN.			
		9	(A) ADDED (19'-0") AFTER L.W.L. (B) ADDED (FR TO AR) AFTER L.B.R. AND SUBSTITUTED 23'-4" FOR 25'-1" (C) CORRECTED D.O., L.O. & F.W. CAPACITIES. (4) CHANGED TOTAL BALE CUBIC CAP. TO DRY & REEFER CAPACITIES. (5) ADDED SUSTAINED SEA SPEED, 12 KNOTS & ADDED QUANTITIES UNDER MAIN PROPULSION MACHINERY & UNDER "COMPLEMENTS" CHANGED DECK DRPT. QTY. WAS 16 & CHANGED STEWARD DEPT. WAS 12 (ALL TO SHEET 2). ADDED DISTANCE BETWEEN ANTENNA AND TOPMAST ON SHEET 2.			
		10	LABELLED SUEZ CANAL DAVIT, NOTED LOCATION OF ALL BOOM D.B. TANKS CLARIFIED, (ALL TO SHEET 4).	HT.	11/3/58	
		11	DELETED "TOPPING ASSEMBLY 1/2" INDICATED BY WATCH BELL ON TOP OF HOUSE LEVEL IN LIEU OF BRIDGE DECK LEVEL, INDICATED BY SEARCH LIGHT APPROX. 3'-6" OFF & PORT AT FRAME 80%, RELOCATED STAIRWAYS BOAT TO BR. DK AT FRAME 92 # 8, INDICATED VERTICAL LADDER STBD. ON SIDE OF WHEELHOUSE. (ALL TO SHEET 2). INDICATED CONTROLS FOR 3/5 HP PURCHASE WINCHES AT FR. 72-74 1/2 ON SHEET 7			
		12	REDESIGNATED GENERAL STORES & DRY PROVISION STORES ON SHEET 8			
		13	INDICATED D.B. TANKS & COPPERDAN WITH BROCKEN LINES, ON SHEET 9			
		14	CLARIFIED SECT. AT FRAME 82, LOOKING AFT BY INDICATING 10'-0" DIST. OFF & FOR HATCH COAMINGS ON SHT. 10			
		15	CORRECTED LONG. DESIGN ON SHT. 10			
		16	RELOCATED CARGO FLOODLIGHTS IN ACCORDANCE WITH M.A. CHANGE ORDER NO. 10(A).	R.P.		

No.	PLAN
1	COVER SHEET
2	GENERAL DIMENSIONS & DATA
3	OUTBOARD PROFILE
4	INBOARD PROFILE
5	ICE PILOT PTA, BRIDGE DK & TOP OF HOUSE
6	FOSCLE DK & BOAT DK
7	MAIN DECK
8	TWEEN DECK
9	HOLD
10	MIDSHIP & CROSS SECTIONS

48	803	TAK 272	USNS MIZAR
47	802	TAK 271	USNS MIREFAK
46	801	TAK 270	USNS ELTANIN

MA. APPROVAL LTR 12-30-57 FILE QMS 500 10/15/58 AS 500 2 (10/15/58)

MARITIME ADMINISTRATION
 DIESEL-ELECTRIC DESIGN CI-ME 2-13a
 SMALL CARGO SHIP ICE STRENGTHENED
 CONTRACT NO. MA 1104

MA PLAN NO. 46-59-0-4 (SHEET No. 3 of 10)

BOOKLET OF GENERAL PLANS			
DRAWN BY: L.J.R.	DATE: 1-13-57	APPROV. DATE: 1-13-57	DATE: 1-13-57
CHECKED BY: L.J.R.	SCALE: 1/8" = 1'-0"	PROJECT: 57	DATE: 1-13-57
APPROV. DATE: 1-13-57	DATE: 1-13-57	APPROV. DATE: 1-13-57	DATE: 1-13-57
CHIEF DRAFTSMAN	DATE: 1-13-57	ASST. ENGR.	DATE: 1-13-57
APPROV. DATE: 1-13-57	DATE: 1-13-57	APPROV. DATE: 1-13-57	DATE: 1-13-57
ASST. ENGR. IN CHARGE OF CONTRACT	DATE: 1-13-57	VICE PRES. IN CHARGE OF ENGR.	DATE: 1-13-57

FINAL

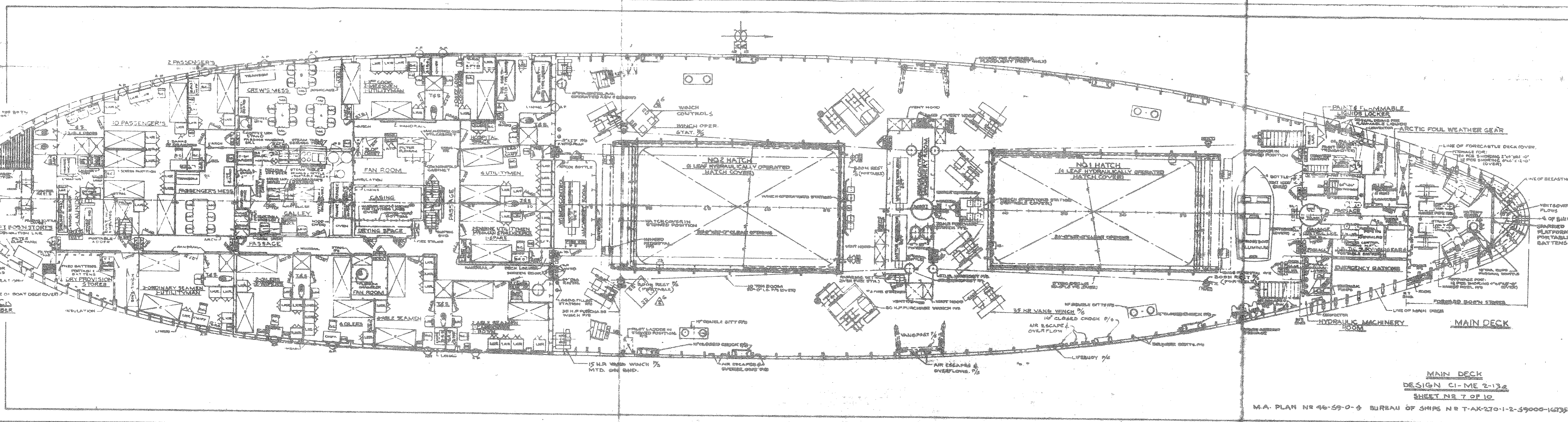
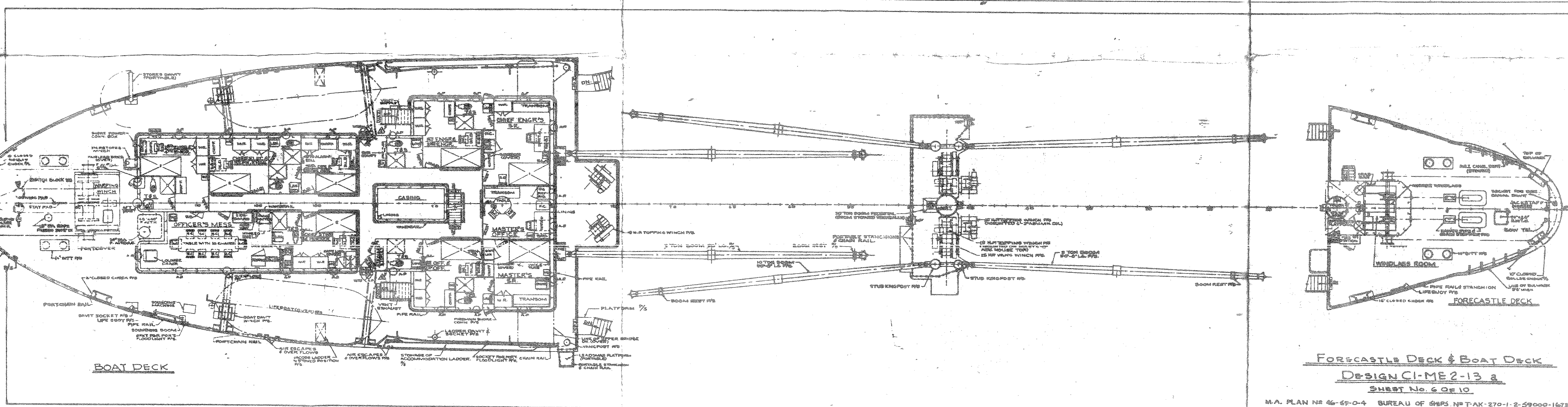
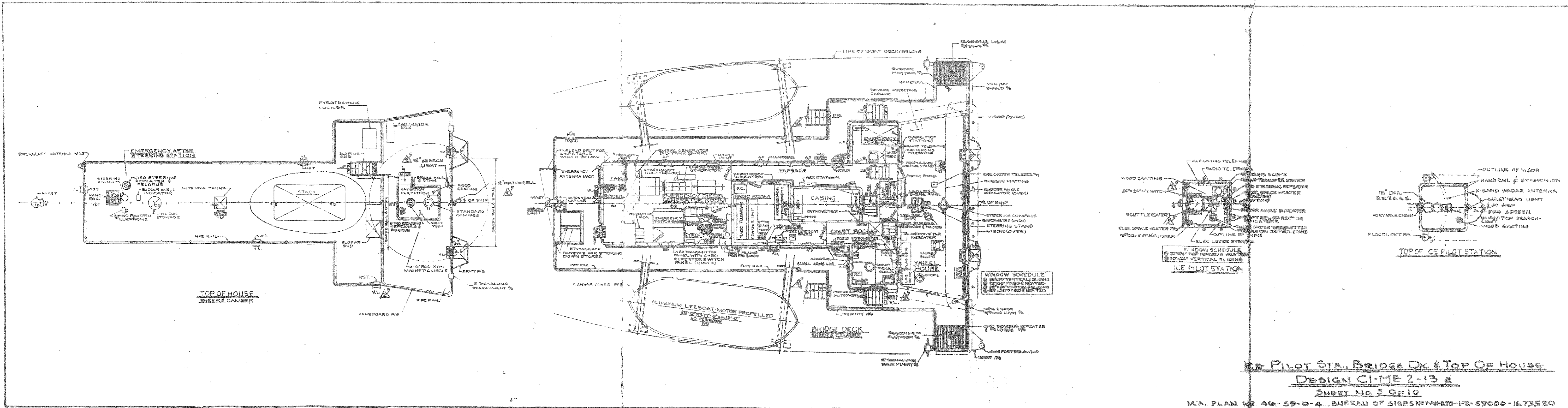
U.S. DEPT. OF COMMERCE
 MARITIME ADMINISTRATION
 AVONDALE, LA.
 APPROVED AS FINAL FINISHED DATA
 3/27/59
 R.K. Ford

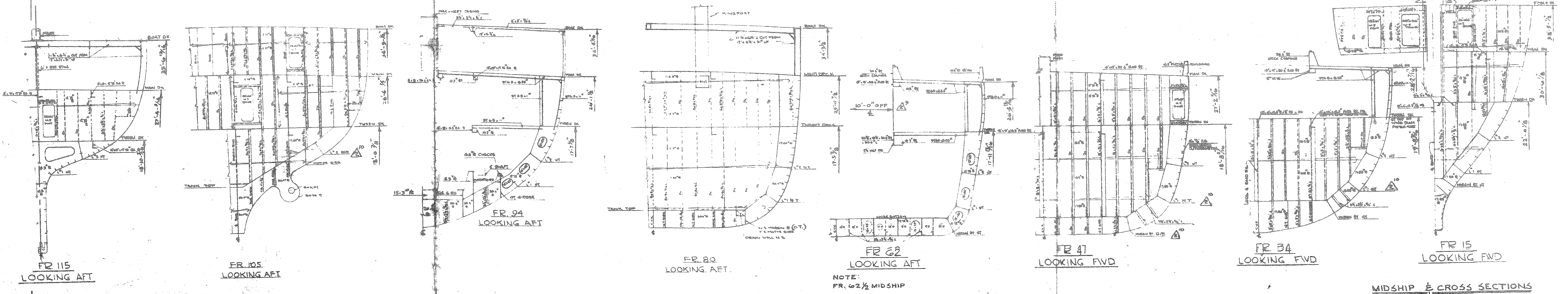
AVONDALE STEEL WAYS, INC.

NEW ORLEANS DISTRICT P.O. BOX 1830 NEW ORLEANS 8, LA.

BUREAU OF SHIPS BR.

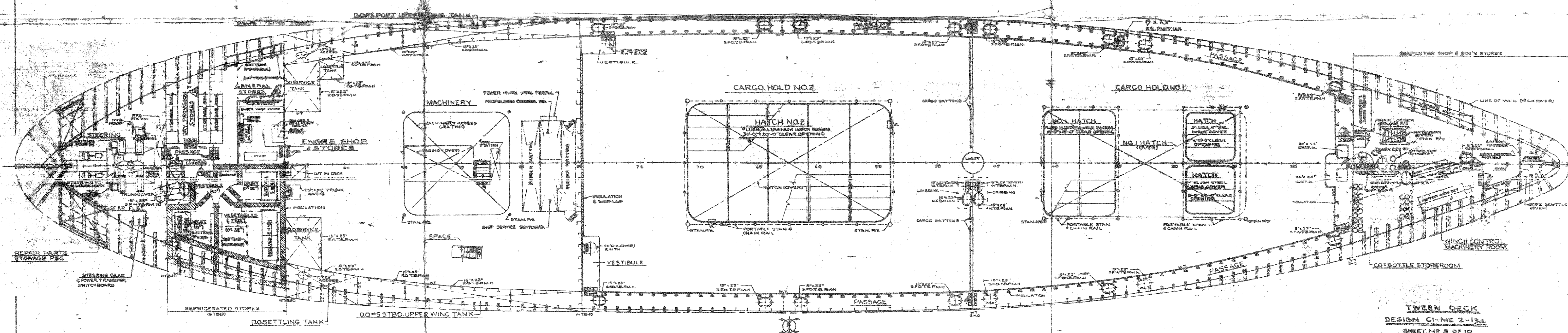
TAK 270-1-2-59000 1673520 2





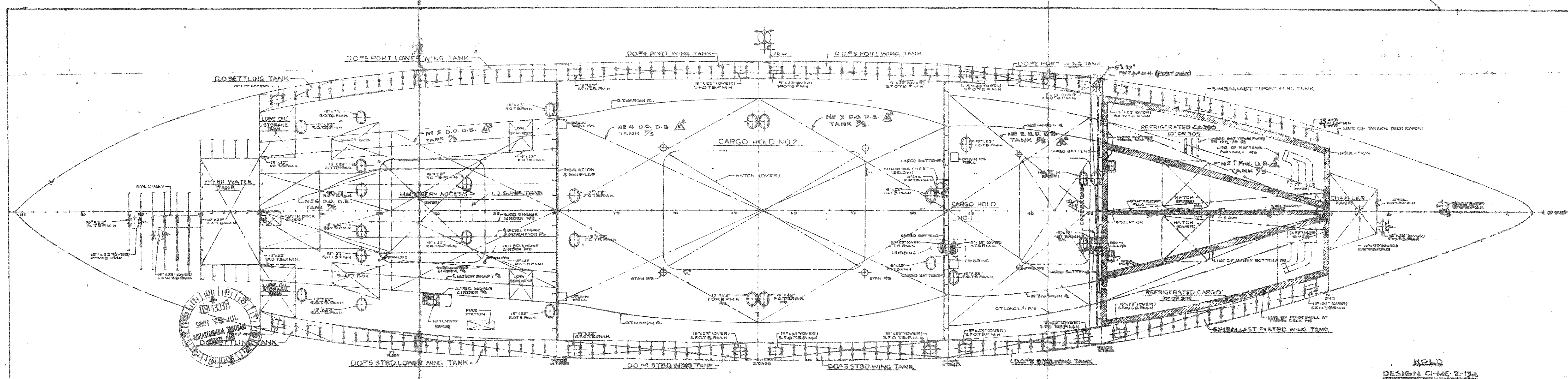
MIDSHIP & CROSS SECTIONS
 DESIGN CI-ME 2-13a
 SHEET NO. 10 OF 10

M.A. PLAN NR 46-59-0-4 BUREAU OF SHIPS NR TANK-270-1-2-59000-1673520



TWEEN DECK
 DESIGN CI-ME 2-13a
 SHEET NO. 8 OF 10

M.A. PLAN NR 46-59-0-4 BUREAU OF SHIPS NR TANK-270-1-2-59000-1673520



HOLD
 DESIGN CI-ME 2-13a
 SHEET NO. 9 OF 10

M.A. PLAN NR 46-59-0-4 BUREAU OF SHIPS NR TANK-270-1-2-59000-1673520