C9-S-81d

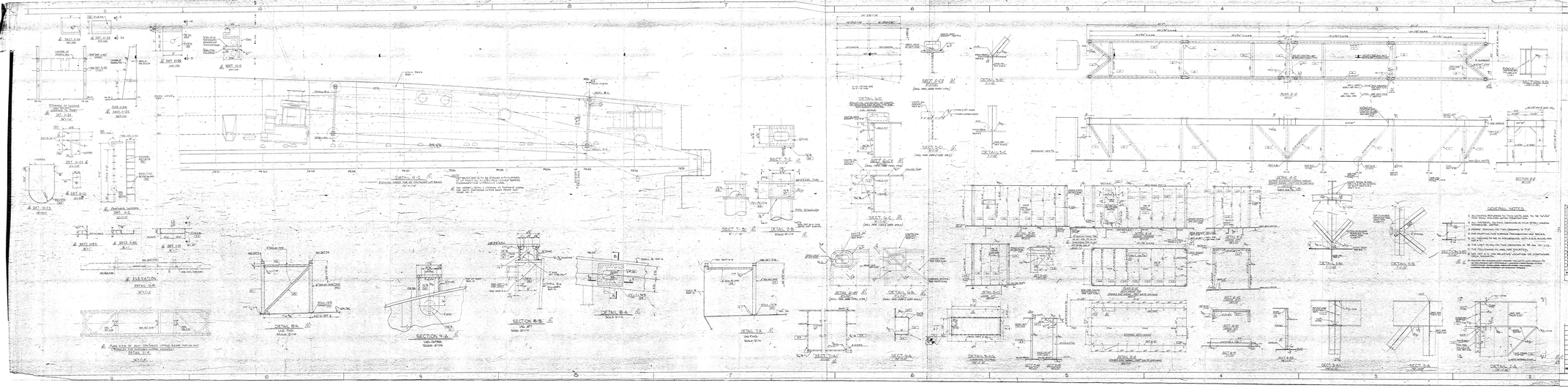

GENERAL NOTES:

1. ALL FITTING REFERENCED ON THIS SHEETS ARE TO BE "NAVAL" FITTINGS UNLESS OTHERWISE NOTED.
2. ALL FITTINGS ON DECKING, BULKHEADS, & FACE STEEL UNLESS OTHERWISE NOTED ARE "NAVAL".
3. FRAME SPACING ON THIS DRAWING IS "FS".
4. SHIP FRAME NUMBERS ON THIS DRAWING ARE "FRAME".
5. ALL MATERIAL TO BE ASTM MATERIALS, NOTE A-36, MILES, MIL-S-22698.
6. THE UNIT TO BE ON THIS DRAWING IS "IN" OR "IN" (U.S.).
7. THE FOLLOWING ITEMS ARE NOT SHOWN:
   A. SEE MIL-S-22698 MILITARY SPECIFICATION FOR COMPONENTS, FITTINGS, & ACCESSORIES.
   B. ALL WELDING TO BE ACCORDANCE WITH MIL-STD-1689 (SHIPS) FOR WELDING, MIL-STD-1689 (SHIPS) FOR WELDING, MIL-STD-1689 (SHIPS) FOR WELDING,

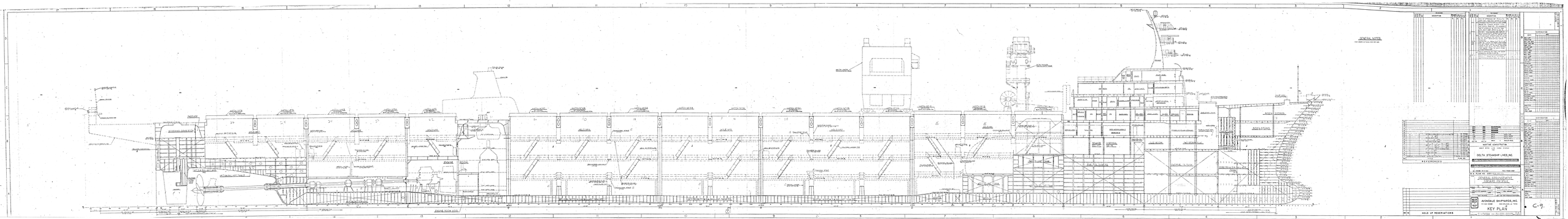
GENERAL NOTES
DELTA STEAMSHIP LINES, INC.
AVONDALE SHIPYARDS, INC.
KEY PLAN
HOLD UP RESERVATIONS
C-9.

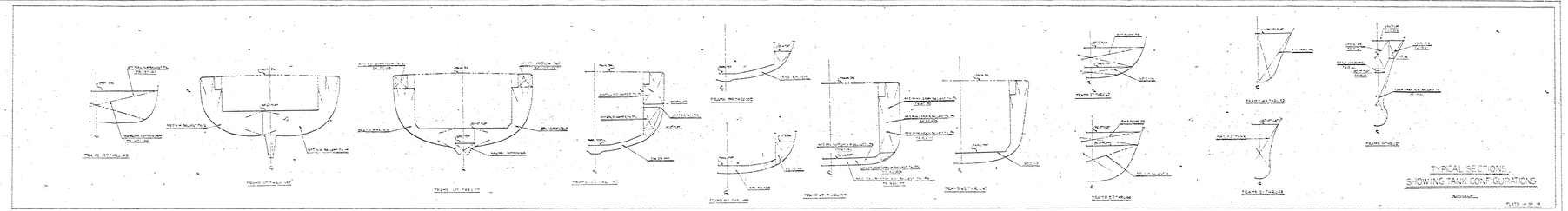

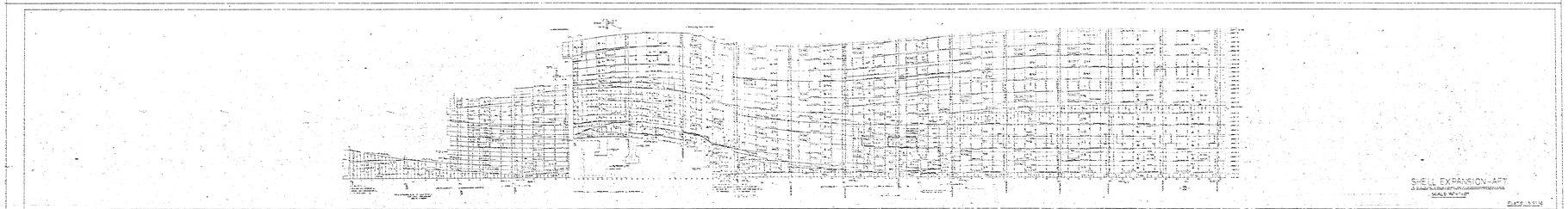

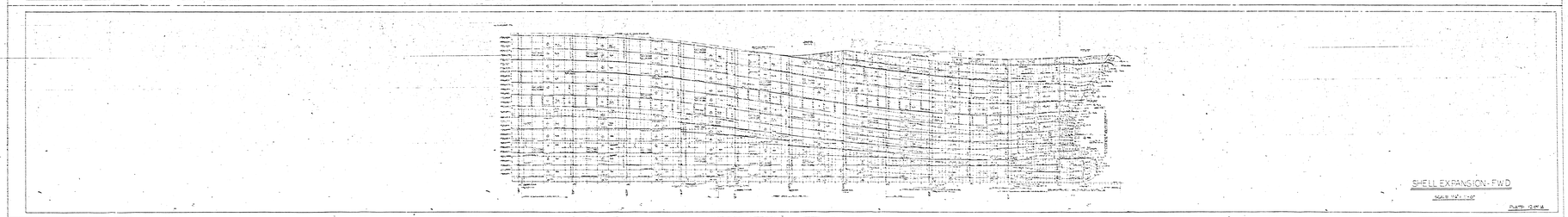

REVISIONS									
NO	DESCRIPTION	DRAWN	CHK'D	APP'D	NO	DESCRIPTION	DRAWN	CHK'D	APP'D

REFERENCES		
NO	TITLE	PLAN NO
7	TANK TOP AND BOTTOM AGAINST ALTERNATIVE	1-15-14
6	MAIN DK. ENL. SKL. PNL. PLATE	1-17-14
	INFLUENCE OF ALTERNATIVE	
1	BOOKLET OF GENERAL PLANS (UPPER DECK)	1-15-14

HOLD UP RESERVATIONS	
YES	NO

MARITIME ADMINISTRATION

SINGLE SCREW DIESEL CARGO VESSELS FOR

DELTA STEAMSHIP LINES, INC.

M.A. PLAN NO. 259 SCALE 1/4" = 1'-0" S

BOOKLET OF GENERAL PLANS

TYPICAL SECTIONS SHOWING TANK CONFIGURATIONS AND SHELL EXPANSIONS

DRAWN BY J. DUNN DATE 1-14-77 DESIGNED BY J. LIONCHINTON

APPROVED BY DATE APPD

SUPERVISING ENGINEER PROJECT MANAGER

AVONDALE SHIPYARDS, INC.
P.O. BOX 50290 NEW ORLEANS, LA. 70150

KEY PLAN

AVONDALE SHIPYARDS 01-03-165 (D)

DISTRIBUTION		
DEPT		REV
MKTG DEPT		
PRODUCTION		
MAT'L MGD DEPT		
STEEL FAB. DEPT		
TMBR FILE		
PROJECT MGR		
HULL DEPT		
OUTFIT DEPT		
HULL COMP		
MECH DEPT		
MECH COMP		
ELEC DEPT		
ELEC. DEPT		
TEST DEPT		
ESTIMATING		
QUALITY CONT		
DEV. FORM DIV.		
INDUST. DIV.		
MATERIAL MGMT		
MANAGT. MGMT		
MANAGT. MGMT		
L.A.B.S.		
A.B.S. (MARD)		
U.S.C.G.		
U.S.C.G. (MARD)		
U.S.P.H.S.		
SCHMULLER		
LUMMUS CONTR		
H.B.E.		
H.B.E. (MARD)		
DELTA		
DELTA (MARD)		
WATERMAN		
WATERMAN (MARD)		
CENTRAL BULK		
CENTRAL BULK (MARD)		
SUBCONTRACTS		
TOTAL		
DATE OF PRINT ISSUE		

DISTRIBUTION		
DEPT		REV
MKTG DEPT		
PRODUCTION		
MAT'L MGD DEPT		
STEEL FAB. DEPT		
TMBR FILE		
PROJECT MGR		
HULL DEPT		
OUTFIT DEPT		
HULL COMP		
MECH COMP		
ELEC DEPT		
ELEC. DEPT		
TEST DEPT		
ESTIMATING		
QUALITY CONT		
DEV. FORM DIV.		
INDUST. DIV.		
MATERIAL MGMT		
MANAGT. MGMT		
MANAGT. MGMT		
L.A.B.S.		
A.B.S. (MARD)		
U.S.C.G.		
U.S.C.G. (MARD)		
U.S.P.H.S.		
SCHMULLER		
LUMMUS CONTR		
H.B.E.		
H.B.E. (MARD)		
DELTA		
DELTA (MARD)		
WATERMAN		
WATERMAN (MARD)		
CENTRAL BULK		
CENTRAL BULK (MARD)		
SUBCONTRACTS		
TOTAL		
DATE OF PRINT ISSUE		

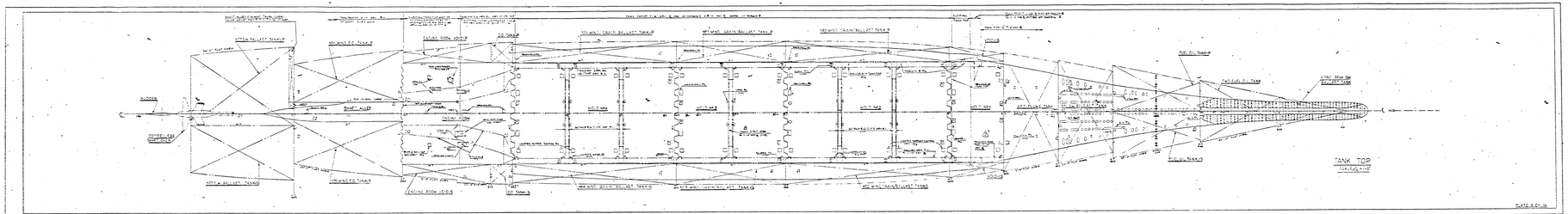
TANK TOP
SCALE 0.0-1.0
PLATE 0.0-1.0A

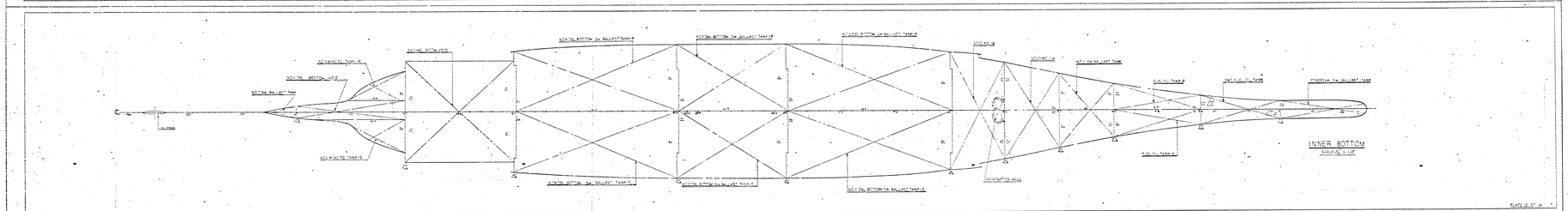
INNER BOTTOM
SCALE 0.0-1.0
PLATE 0.0-1.0B

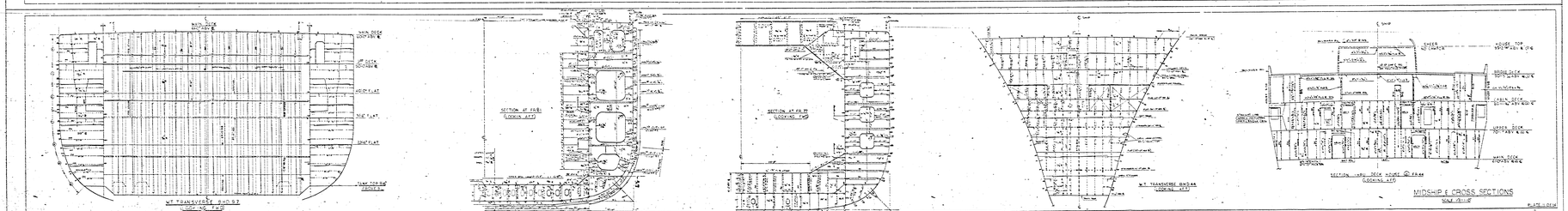
MAIN DECK
SECTION AT FR 82
(LOOKING AFT)
SECTION AT FR 77
(LOOKING FWD)
C SHIP
W.T. TRANSVERSE BHD. 97
(LOOKING AFT)
W.T. TRANSVERSE BHD. 82
(LOOKING AFT)
MIDSHIP E CROSS SECTIONS
SCALE 0.0-1.0
PLATE 0.0-1.0C

| REVISIONS | | |

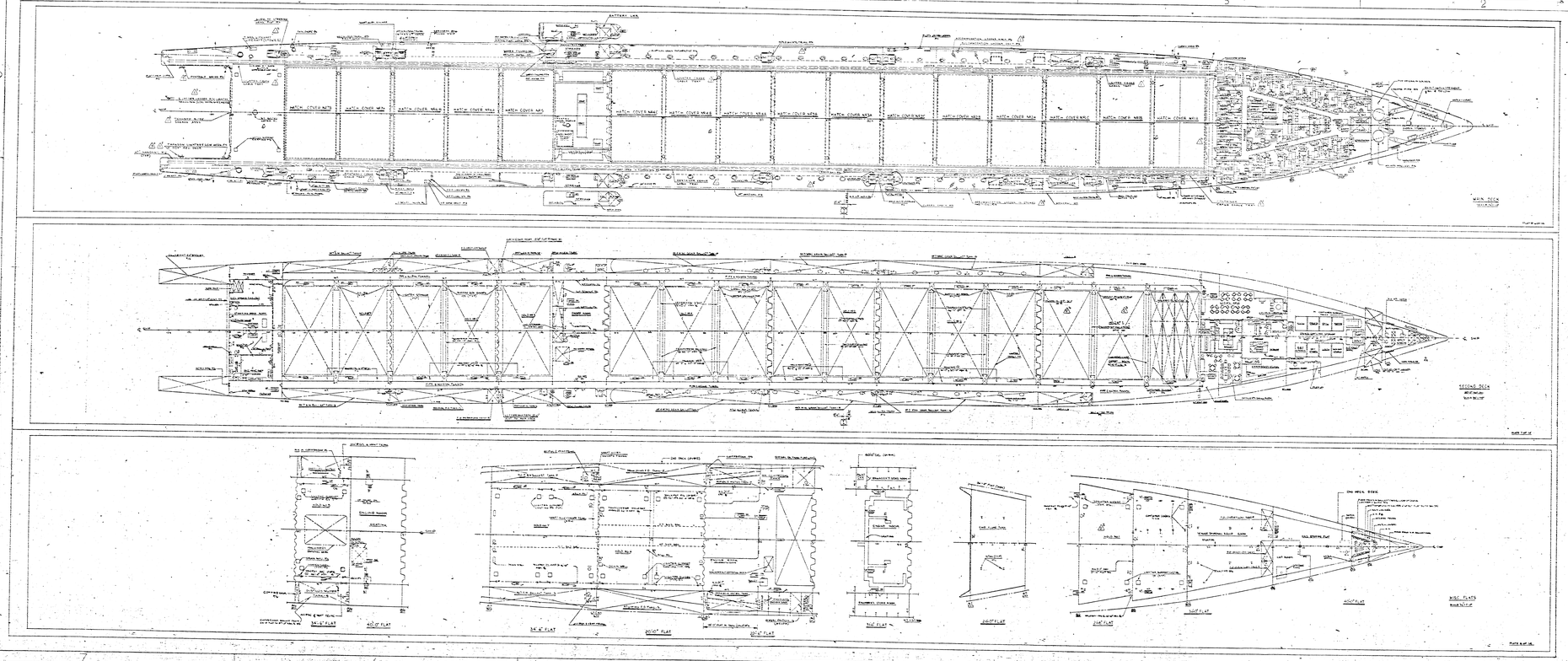

REVISIONS											
NO	DATE	BY	CK	DESCRIPTION	BUILDER	A	B	C	D	E	F

REVISIONS											
NO	DATE	BY	CK	DESCRIPTION	BUILDER	A	B	C	D	E	F
				PER DRAWING NAS 247-1, PLATE 4-1							

NO	TITLE	PLAN NO.
1	INDEX OF GENERAL PLANS (SPEC. 01-0-1)	01-0-1
2	TANK TOP AND BOTTOM PLAN (SPEC. 01-0-2)	01-0-2
3	MAIN DECK PLAN (SPEC. 01-0-3)	01-0-3
4	SECOND DECK PLAN (SPEC. 01-0-4)	01-0-4
5	MISC. FLATS PLAN (SPEC. 01-0-5)	01-0-5
6	INDEX OF GENERAL PLANS (SPEC. 01-0-1)	01-0-1

REFERENCES

REF	NO
	HOLD UP RESERVATIONS

2-6	M43	DELTA	DELTA DUO
2-10	M42	DELTA	DELTA MONTE
2-14	M41	DELTA	DELTA MAR
4-5	M51		
HULL NO	HULL NO	OWNER	NAME OF VESSEL

MARITIME ADMINISTRATION

SINGLE SCREW LASH CARGO VESSELS

FOR

DELTA STEAMSHIP LINES, INC.

M.A. DESIGN CO-1-814 F.M.C. DESIGN 8187

M. A. PLAN NO. 259 S9-01 SHT. 3 OF 8

TITLE

BOOKLET OF GENERAL PLANS

MAIN DECK 2ND DECK & MISC. FLATS

DRAWN BY: H.L.	DATE: 6-25-73	CHECKED BY: L.H.S.	SCALE: 1/8" = 1'-0"
APVD:	DATE:	APVD:	DATE:
SUPERVISING ENGINEER		PROJECT MANAGER	

VICE PRES. & CHIEF ENGINEER

AVONDALE SHIPYARDS, INC.

P.O. BOX 50280 NEW ORLEANS, LA. 70150

KEY PLAN

US PLAN NO. 01-698 01-03-163 (D) REV. A

DISTRIBUTION											
DEPT	REV										
MOLD LOFT											
PRODUCTION											
MATL. REQ SECT											
STEEL TAKE OFF											
ENGR FILE											
PROJECT MGR											
HULL SECT											
OUTFIT SECT											
HULL COMP											
MECH SECT											
MECH COMP											
VENT SECT											
ELECT SECT											
TEST SECT											
ESTIMATING											
QUALITY CONT											
SEA FORT DIV.											
MARKET DIV.											
MARAD (MASH)											
MARAD (YARD)											
A.B.S.											
A.B.S. (YARD)											
U.S.C.G.											
U.S.C.G. (YARD)											
U.S.P.H.S.											
ADMEASURER											
JONES CONT'R											
F.W.S.											
F.W.S. (YARD)											
DELTA											
DELTA (YARD)											
WATERMAN											
WATERMAN (YARD)											
CENTRAL GULF											
CENTRAL GULF (YD)											
SCIENTIFIC											
TOTAL											
DATE OF PRINT ISSUE											

DISTRIBUTION											
DEPT	REV										
MOLD LOFT											
PRODUCTION											
MATL. REQ SECT											
STEEL TAKE OFF											
ENGR FILE											
PROJECT MGR											
HULL SECT											
OUTFIT SECT											
HULL COMP											
MECH SECT											
MECH COMP											
VENT SECT											
ELECT SECT											
TEST SECT											
ESTIMATING											
QUALITY CONT											
SEA FORT DIV.											
MARKET DIV.											
MARAD (MASH)											
MARAD (YARD)											
A.B.S.											
A.B.S. (YARD)											
U.S.C.G.											
U.S.C.G. (YARD)											
U.S.P.H.S.											
ADMEASURER											
JONES CONT'R											
F.W.S.											
F.W.S. (YARD)											
DELTA											
DELTA (YARD)											
WATERMAN											
WATERMAN (YARD)											
CENTRAL GULF											
CENTRAL GULF (YD)											
SCIENTIFIC											
TOTAL											
DATE OF PRINT ISSUE											

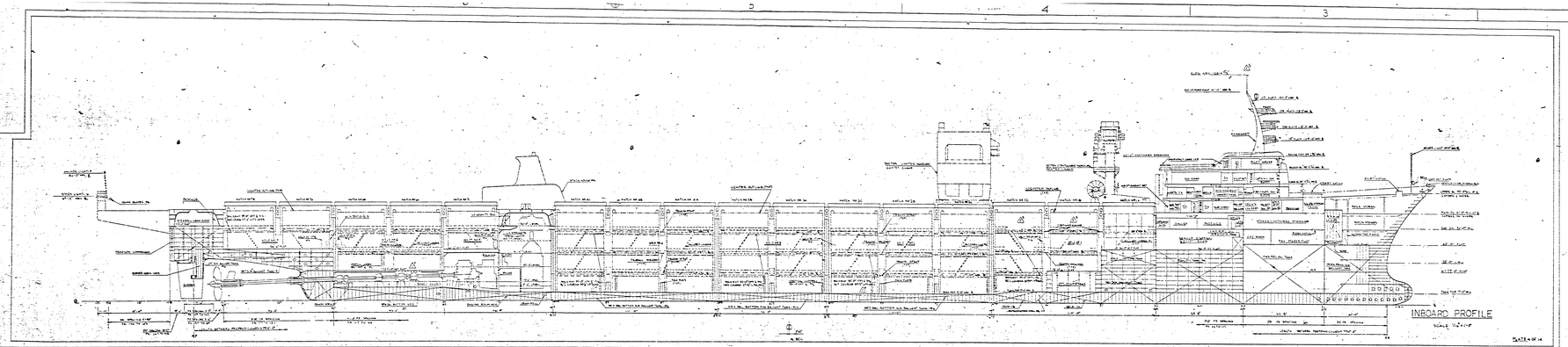

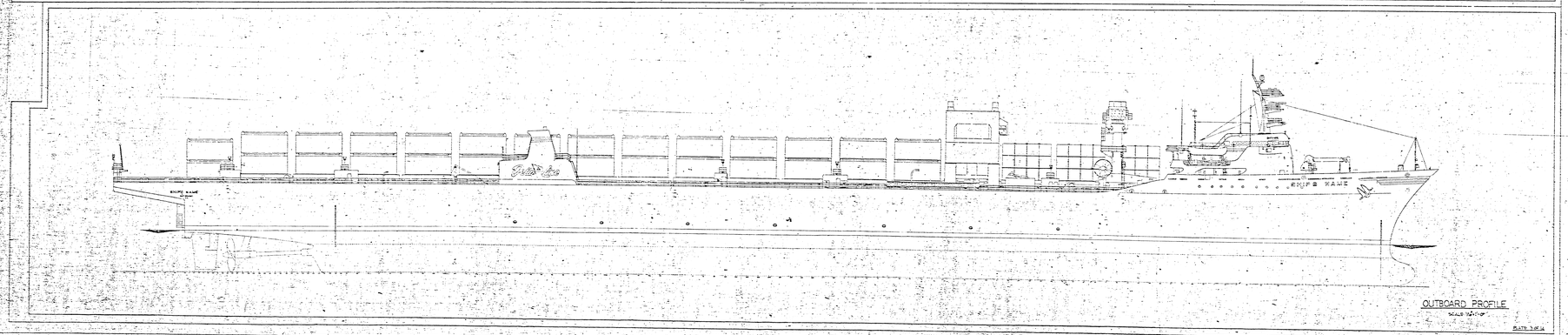

REVISIONS

REV.	DESCRIPTION	PROJECT NO.	DRAWN	CHECKED	APPROVED

REVISIONS

REV.	DESCRIPTION	PROJECT NO.	DRAWN	CHECKED	APPROVED
	NEW REVISION-WAS DEST'D, PLATE 2				

DISTRIBUTION

DEPT	REV.
MOLD LOFT	
PRODUCTION	
MATL. REQ. SECT.	
STEEL TRAD OFF	
ENGR. FILE	
PROJECT MGR	
HULL SECT.	
OUTFIT SECT.	
MECH. SECT.	
MECH. COMP	
ELEC. COMP	
ELECT. SECT	
TEST SECT	
ESTIMATING	
SCHLT'T CONT	
SEA FORT. DIV.	
NAVAL ARCH.	
NAVAL ARCH. (YARD)	
A.B.S.	
A.B.S. (YARD)	
U.S.C.G.	
U.S.C.G. (YARD)	
U.S.P.H.S.	
KOMAREK	
JONES CONT'R	
F.B.C.	
F.B.C. (YARD)	
DELTA	
DELTA (YARD)	
BALTIMAR	
BALTIMAR (YARD)	
CENTRAL DAFT	
CENTRAL DAFT (YD)	
SCIENTIFIC	
TOTAL	
DATE OF PRINT ISSUE	

DISTRIBUTION

DEPT	REV.
MOLD LOFT	
PRODUCTION	
MATL. REQ. SECT.	
STEEL TRAD OFF	
ENGR. FILE	
PROJECT MGR	
HULL SECT.	
OUTFIT SECT.	
MECH. SECT.	
MECH. COMP	
ELEC. COMP	
ELECT. SECT	
TEST SECT	
ESTIMATING	
SCHLT'T CONT	
SEA FORT. DIV.	
NAVAL ARCH.	
NAVAL ARCH. (YARD)	
A.B.S.	
A.B.S. (YARD)	
U.S.C.G.	
U.S.C.G. (YARD)	
U.S.P.H.S.	
KOMAREK	
JONES CONT'R	
F.B.C.	
F.B.C. (YARD)	
DELTA	
DELTA (YARD)	
BALTIMAR	
BALTIMAR (YARD)	
CENTRAL DAFT	
CENTRAL DAFT (YD)	
SCIENTIFIC	
TOTAL	
DATE OF PRINT ISSUE	

NO.	TITLE	PLAN NO.
4	GENERAL ARRANGEMENT-MAIN DECK	01-09-40
3	SHIP'S HULL LINES-PLAN OF MAIN DECK	01-09-30
2	MAIN DECK-SHOWING PLATES	01-09-40-2
1	BOOKLET OF GENERAL PLANS (THIS PLAN) SHIP'S STYLE PLATES	01-09-40-1

REFERENCES

NO.	DESCRIPTION

HOLD UP RESERVATIONS

HULL NO.	HULL NO.	OWNER	NAME OF VESSEL
240	1240	DELTA	DELTA SUD
240	1242	DELTA	DELTA NORTE
239	1241	DELTA	DELTA MAR
4-5-1-1	4-5-1-1	OWNER	NAME OF VESSEL

MARITIME ADMINISTRATION

SINGLE SCREW LASH CARGO VESSELS FOR

DELTA STEAMSHIP LINES, INC.

M.A. DESIGN CONTROL: M.A. PLAN NO. 259 SP01 SHEET 1 OF 5

TITLE: BOOKLET OF GENERAL PLANS INBOARD & OUTBOARD PROFILES

DRAWN BY: NUNEZ DATE: 8-17-75 CHECKED BY: W.S. SCALE: 1/8"=1'-0"

ENGINEER: DATE: PROJECT MANAGER: DATE:

VICE PRES. PROJECT ENGINEERING

AVONDALE SHIPYARDS, INC.
P.O. BOX 50280 NEW ORLEANS, LA. 70150

KEY PLAN

M.A. PLAN NO. 01-09-40 (1) REV. A

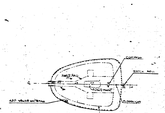

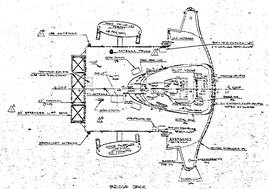

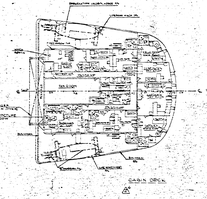

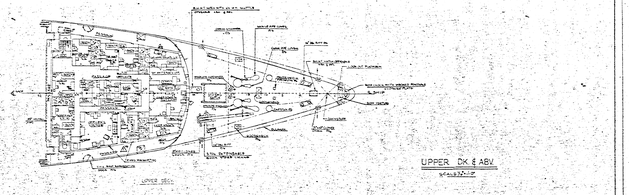

UPPER DK & ABV

PLATE 2 of 14

DECK MACHINERY AND CARGO HANDLING GEAR

1 STORES CRANE
FIXED WITH TAPERED BOOM, ROTATING, ELECTRO-HYDRAULIC
CAPACITY (5 AS 5T FAIR-LEAD) ——— 7½ TONS
MOTOR ——— SEE NOTE NO 1 ——— 20 HP
MFGR ——— SHAW-BOX CORP.

1 CONTAINER CRANE
2-GANTRY MOTORS ——— SEE NOTE NO 2 ——— 50 HP EA
1 HOIST MOTOR ——— SEE NOTE NO 2 ——— 200 HP
1 TROLLEY MOTOR ——— SEE NOTE NO 2 ——— 150 HP
2 SLEWING MOTORS ——— SEE NOTE NO 2 ——— 50 HP
MFGR ——— SAINT CORP.

1 CASH/LUSTER CRANE
GANTRY MOTORS ——— SEE NOTE NO 2 ——— 500 & 70 HP
4 HOIST MOTORS ——— SEE NOTE NO 2 ——— 150 HP EA
MFGR ——— MORGAN ENGINEERING CO.

1 MACHINERY STORES VERTICAL SPUDDING
MOTOR ——— SEE NOTE NO 2 ——— 200 HP
RATED LINE PULL ——— 12,000 LBS AT 80 FPM
MOTOR ——— SEE NOTE NO 2 ——— 5 HP
MFGR ——— RICE BARTON CORP.

NOTES:
GENERAL: MOTORS REFERENCED TO THIS NOTE ARE 440 VOLT
ELECTRIC: MOTORS REFERENCE TO TWO NOTE SEE 440 VOLT
DC
ELECTRIC: MOTORS REFERENCE TO TWO NOTE SEE 220 VOLT
DC
MFGR: REPUBLIC BATTERY CO.

2 ANCHOR windlass/vertical
ELECTRIC/VERTICAL ——— CHAIN SIZE 3½ LINK 2¼
MOTOR ——— SEE NOTE NO 1 ——— 125 HP
MFGR ——— RICE BARTON CORP.

2 ANCHORS
LIGHT WEIGHT ——— SAUG STOWAGE ——— 22,420 LBS EA
1 MOORING WINCH
ELECTRIC/VERTICAL ——— SAUG STOWAGE ——— 5,120 LBS
1 ANCHOR CHAIN
STUD LINK CHAIN STRENGTH ——— 1,550 FATHOMS
MFGR ——— ANCHOR CHAIN & FORGE DIVISION

4 CAPSTANS VERTICAL ELECTRIC
CAPSTAN HEAD ——— 27" DIA × 24" HIGH
MOTOR ——— SEE NOTE NO 1 ——— 500 HP EA
MFGR ——— RICE BARTON CORP.

1 SUPERSTRUCTURE DOUBLE DRUM ELECTRIC
WORKING LOAD PULL PART FAILS ——— 20,000 LBS
MOTOR ——— 200 HP
MFGR ——— RICE BARTON CORP.

1 ACCOMMODATION LADDER SINGLE PARTS
CAPACITY ——— 500 FT
MOTOR ——— SEE NOTE NO 1 ——— 5 HP
MFGR ——— RICE BARTON CORP.

4 CONTAINER TENSION WINDLASS, DOUBLE ELECTRIC
DRUM SAFETY HEADS
CAPACITY ——— 2 IN × 1/2 IN ——— 20,000 FT
MOTOR ——— SEE NOTE NO 2 ——— 200 HP
MFGR ——— RICE BARTON CORP.

TANK CAPACITIES

CARGO & BALLAST TANKS	CAPACITY	CU. FT.
NO 1 WING TANKS P.S.		1,134,000
NO 2 WING TANKS P.S.		1,134,000
NO 3 WING TANKS P.S.		1,134,000
	TOTAL	3,402,000
FUEL OIL	CAPACITY	1 TONS
	100% FULL	1,000
FWD. FUEL TANK		1,000
NO 1 WING FUEL TANK P		1,000
NO 2 WING FUEL TANK P		1,000
NO 3 WING FUEL TANK P		1,000
	TOTAL	5,000
DIESEL OIL	CAPACITY	1 TONS
	98% FULL	
L.O. GRAVITY TANK P		16.00
L.O. STORAGE TANK P		16.00
L.O. STORAGE TANK S		16.00
L.O. STORAGE FOR CONSEL GENERATOR		4.00
	TOTAL	52.00
BOILER WATER, BALLAST	CAPACITY	1 TONS
	5% UNFULL	
FORE PEAK 5% BALL TANK S		5.0418
AFT PEAK 5% BALL TANK S		5.0418
NO 1 DBL BOTTOM 5% BALL TANK P.S.		1.0418
NO 2 DBL BOTTOM 5% BALL TANK P.S.		1.0418
NO 3 DBL BOTTOM 5% BALL TANK P.S.		1.0418
AFT DBL BOTTOM 5% BALL TANK P.S.		1.0418
AFT DBL BOTTOM 5% BALL TANK S		1.0418
	TOTAL	13.0418
POTABLE, SANITARY TANKS		1 TONS
AFT PEAK TANK		0.0418
AFT PLANK TANK		0.0418
	TOTAL	0.0836
FRESH WATER TANKS	CAPACITY	1 TONS
DISTILLED WATER TANK P		2.7112
DISTILLED WATER TANK S		2.7112
POTABLE WATER TANKS P.S.		2.0418
	TOTAL	6.5642

CARGO DATA

NO.	SPACE	TRANSVERSE	LONGITUDINAL	CONTAINERS	BULK
1	FORE HOLD	1-2	1-2	1,200	1,200
2	LOWER HOLD	3-4	3-4	1,200	1,200
3	LOWER HOLD	5-6	5-6	1,200	1,200
4	LOWER HOLD